

pd **PRODUAL**
measure-be sure.



m^3/h Pa
bar % rH m/s m^3/h
voc lx CO_2 voc lx CO_2
Pa CO m^3/h Pa CO
% rH m/s m^3/h °C

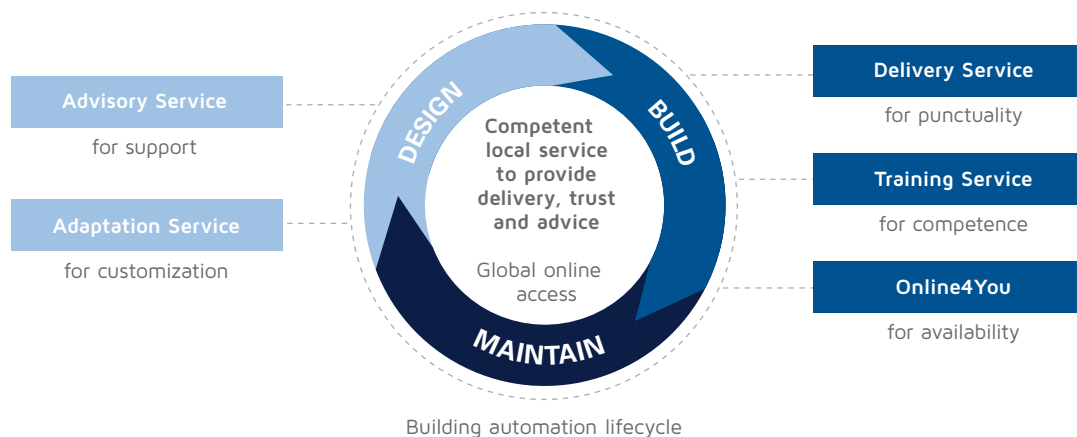
Catalogue
2016

PRODUAL – working with you for efficient building automation projects and services

We aim to be a one-stop-shop partner for measurement and control for all our customers operating in the evolving business of building automation. Energy efficiency, indoor air quality, comfort and return on investment continue to drive the demands. Versatile, precise and high-quality measurements lay a foundation for modern building automation.



Our 100 experts work locally and passionately with you to help to provide excellent BA projects and services and to design and manufacture proven BA solutions efficiently. Our 28 years of expertise can be seen in tens of thousands of buildings around the world. A trusted distributor network completes the availability of our products.



A wide product offering, expertise in building automation measurement and control and local service that provide you with delivery, trust and advice will make a difference.

Measure – be sure

Mall of Scandinavia, Sweden

In Scandinavia's largest shopping mall, building automation, including Proidual's sensors and transmitters, is designed to ensure that visitors have a good indoor climate for their modern style shopping and entertainment in 250 stores and restaurants in the vast 100,000 m² space. A total control of heating/cooling costs and energy efficiency is also provided to the owner of the building.

West Metro, Finland

A wide range of Proidual's temperature, humidity, CO₂, differential pressure and weather sensors/transmitters and other system components are used in the advanced building automation systems of the eight new stations in the first extension phase of the Helsinki Metro, creating a pleasant travel experience for 170,000 daily passengers.

Löötsa 8 Triple Tower, Estonia

The room climate in the largest modern office building in Tallinn is adjusted with multifunctional Proidual room controllers to ensure an inspiring and creative work environment in all three 10-storey buildings with unique architecture and 24,000 m² of space.

This product catalogue shows merely the foremost features of our products. We are engaged in constant development of our products and the current details and prices may be viewed on our website: www.proidual.com/EN/Products.

CONTENTS

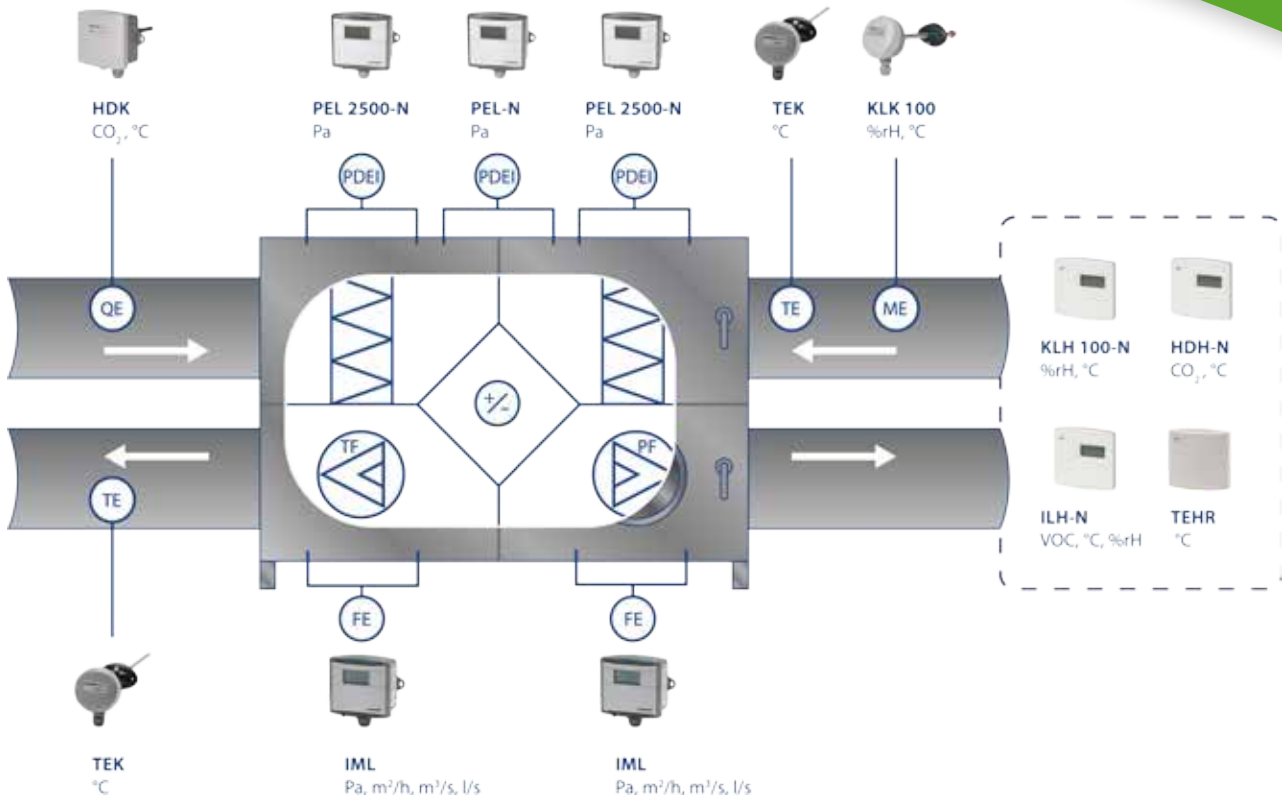
TRANSMITTERS	4
air velocity transmitters.....	5
differential pressure transmitters for air	6
air flow transmitters	7
air flow probes.....	8
humidity transmitters.....	9
light level transmitters.....	11
light level sensor	12
differential pressure transmitters for water.....	13
pressure transmitters for water.....	14
CO ₂ transmitters	15
air quality transmitters.....	18
carbon monoxide transmitters.....	20
wind sensors.....	20
rain sensor.....	22
smoke detectors	22
ELECTRIC POWER REGULATION	24
CONTROLLERS	25
temperature controllers.....	26
universal controllers	34
control units.....	35
TEMPERATURE MEASUREMENT	37
heating/cooling water sensors	38
hot domestic water sensors	39
frost guard sensors.....	40
strap-on sensors	42
duct sensors.....	44
combustion gas sensors	47
cable temperature sensors.....	48
cable temperature sensor, floor.....	51
cable temperature sensor, soil installation.....	52
room temperature sensors.....	53
outdoor air temperature sensors.....	56
industrial temperature sensors	57
temperature transmitters.....	58
THERMOSTATS	60
frost protection thermostats	60
TRANSDUCERS AND ACCESSORIES	62
I/O modules.....	62
transducers	63
transformers	65
occupancy sensors	69
pir detectors	70
timers	71
push buttons.....	71
indicator lights.....	72
relays	72
water leakage	75
WIRELESS TRANSMITTERS	78
METERS, SWITCHES, VALVES AND ACTUATORS	84
thermal actuators.....	84
control valves.....	86
solenoid valves	86
differential pressure switches.....	87
filter guards	88
meters	88
capillary thermostats	89
PRODUCT SELECTION GUIDES	89
air flow product selection guide	89
controller selection guide	90
sensor characteristics.....	91
sensor selection guide	92
TOOLS FOR EASY AND QUICK CONFIGURATIONS	94
INDEX	95

Produal Oy reserves the right to change the specifications without prior notification.

TRANSMITTERS

Versatile high-quality transmitters for measuring a wide range of parameters in different demanding HVAC applications: accurate measurement of differential pressure, air quality, temperature, humidity, water pressure, air velocity, illumination, wind speed or rain, etc. Several measured properties are also possible with one device. The devices are available with different measurement ranges and with or without a display.

- ▶ Wide range of measured properties
- ▶ Several measurements with one device
- ▶ 0...10 V, 4...20 mA
- ▶ Modbus, BACnet on selected products



AIR VELOCITY TRANSMITTERS



1

IVL air velocity transmitters are designed for measuring air velocity and temperature inside the duct.

m/s, °C

Supply	24 Vac/dc, < 1.5 VA
Range (velocity)	0...10 m/s / 0...2 m/s / 0...20 m/s
Range (temperature)	0...50 °C
Probe	10 x 200 mm, versions with 100 mm and 400 mm probes are also available, e.g. IVL 20-400.
Output (velocity)	0...10 Vdc, 2 mA / 4...20 mA, 600 Ω
Output (temperature)	0...10 Vdc, 2 mA / 4...20 mA, 600 Ω
Protection class	IP54, cable or probe downwards
Ambient temperature	0...50 °C
Mounting	with flange, adjustable probe depth



TYPE	ART NO.	
IVL 10	1130010	air velocity transmitter 0...10 m/s, adjustable probe depth 50...190 mm
IVL 10-N	1130012	air velocity transmitter with display, 0...10 m/s, adjustable probe depth 50...190 mm
IVL 02	1130030	air velocity transmitter 0...2 m/s, adjustable probe depth 50...190 mm
IVL 02-N	1130032	air velocity transmitter with display, 0...2 m/s, adjustable probe depth 50...190 mm
IVL 20	1130050	air velocity transmitter 0...20 m/s, adjustable probe depth 50...190 mm
IVL 20-N	1130053	air velocity transmitter with display, 0...20 m/s, adjustable probe depth 50...190 mm

AIR VELOCITY TRANSMITTERS



IVLJ air velocity transmitters are designed for measuring air velocity and temperature inside the duct.

m/s, °C

Supply	24 Vac/dc, < 1.5 VA
Range (velocity)	0...10 °C / 0...2 m/s / 0...20 m/s
Range (temperature)	0...50 °C
Probe	10 x 200 mm, versions with 100 mm and 400 mm probes are also available, e.g. IVLJ 20-400.
Output (velocity)	0...10 Vdc, 2 mA / 4...20 mA, 600 Ω
Output (temperature)	0...10 Vdc, 2 mA / 4...20 mA, 600 Ω
Protection class	IP54, cable downwards (transmitter)
Ambient temperature	0...50 °C
Cable	2 m
Mounting	probe: by a flange, adjustable depth; transmitter: with screws, external lugs
Materials	PBT, PC, PA and stainless steel



TYPE	ART NO.	
IVLJ 10	1130090	air velocity transmitter 0...10 m/s, adjustable probe depth 50...190 mm
IVLJ 02	1130040	air velocity transmitter 0...2 m/s, adjustable probe depth 50...190 mm
IVLJ 20	1130100	air velocity transmitter 0...20 m/s, adjustable probe depth 50...190 mm

DIFFERENTIAL PRESSURE TRANSMITTERS FOR AIR



1

Produal offers several different differential pressure transmitters for air. The possible applications include clean / isolation room control, air handling unit control and filter monitoring, for example.

Product family	Measuring ranges													Zeroing		Outputs				Two pressure measurements	Analogue inputs							
	±50 Pa	±100 Pa	±250 Pa	±500 Pa	0...100 Pa	0...200 Pa	0...500 Pa	0...1000 Pa	0...1500 Pa	0...2000 Pa	0...2500 Pa	0...3000 Pa	0...4000 Pa	0...5000 Pa	0...6000 Pa	0...7000 Pa	0...8000 Pa	0...9000 Pa	Custom ¹⁾			Automatic	Manual	0...10 V	4...20 mA	Modbus	Flow linear	Display
PEL	•	•	•	•	•	•	•												•	•		•	•	○		○		
PEL 2500		•			•	•	•			•	•								•	•		•	•	○	•	○		
PEL 8K								•	•	•	•	•	•				•		•	•		•	•	○	•	○		
PEL 1000							•	•										•		•	•		○		○			
KPEL		•			•	•	•			•	•							•		•	•	•	○		○	•	○	
KPEL 9K										•	•	•	•	•	•	•	•	•	•	•	•	•	○		○	•	○	

• Standard ○ Optional

¹⁾ The custom pressure range can be adjusted with ML-SER tool (or via Modbus) within the transmitter's normal pressure ranges.

PEL, PEL 2500, PEL 8K, PEL 1000

Supply	24 Vac/dc, < 2 VA (PEL 1000: 1 VA)
Outputs	0...10 Vdc / 2...10 Vdc / 0...5 Vdc < 2 mA or 0...20 mA / 4...20 mA < 700 Ω PEL 1000: 0...10 Vdc / 2...10 Vdc < 3 mA
Ambient temperature	0...+45 °C (PEL 1000: 0...50 °C)
Housing	IP54, cable gland downwards
Mounting	with screws, external lugs



Ordering information:

Options	PEL	PEL 2500	PEL 8K	PEL 1000
Basic version	1131110 (PEL)	1131210 (PEL 2500)	1131350 (PEL 8K)	1131140 (PEL 1000)
Display	1131111 (PEL-N)	1131211 (PEL 2500-N)	1131351 (PEL 8K-N)	1131141 (PEL 1000-N)
Modbus	1131360 (PEL-M)	1131370 (PEL 2500-M)	1131400 (PEL 8K-M)	1131380 (PEL 1000-M)
Modbus & display	1131361 (PEL-M-N)	1131371 (PEL 2500-M-N)	1131401 (PEL 8K-M-N)	1131381 (PEL 1000-M-N)

KPEL, KPEL 9K

Supply	24 Vac/dc, < 2.5 VA
Outputs*	2 x 0...10 Vdc < 2 mA or 2 x 4...20 mA < 700 Ω
Inputs (m models)*	2 x 0...10 Vdc / DI / temperature
Ambient temperature	0...+50 °C
Housing	IP54, cable downwards
Mounting	with screws, external lugs
	* = Two terminals for outputs/inputs



See the ordering information from the next page.

Ordering information:

Options	KPEL	KPEL 9K
Basic version	1131310 (KPEL)	1131330 (KPEL 9K)
Display	1131311 (KPEL-N)	1131331 (KPEL 9K-N)
Modbus	1131260 (KPEL-M)	1131340 (KPEL 9K-M)
Modbus & display	1131261 (KPEL-M-N)	1131341 (KPEL 9K-M-N)

AIR FLOW TRANSMITTERS



IML is designed for detecting and controlling air flow in air handling units and rooms. IML-M has RS-485 connection for Modbus RTU communication.

m^3/s , m^3/h , l/s , Pa

Supply	24 Vac/dc, < 1.5 VA
Input	0...10 Vdc, < 2 mA (external set point)
Time constant	1...20 s, 8 s*
Output (air volume)	0...10 Vdc, 2 mA
Output (diff. pressure or control)	0...10 Vdc, 2 mA
Zeroing	automatic; regularly eliminates the possible zero point drifting
Protection class	IP54, cable downwards
Ambient temperature	0...45 °C
Cable gland	M16
Mounting	with screws, external lugs



TYPE	ART NO.	
IML	1131600	range 0...1000, 0...2000, 0...5000 or 0...7000 Pa
IML-M	1131610	IML for Modbus

PRESSURE TRANSMITTER ACCESSORIES



PEL-AS is an accessory kit that can be used for transmitter process connections.

ML-SER commissioning tool is designed for easy commission and configuration of the Pro dual transmitter products. The ML-SER shows device-specific configuration menus when the connector is plugged in the master device. ML-SER is not compatible with IML or IML-M.



TYPE	ART NO.	
PEL-AS	1131010	pressure transmitter accessory kit, includes 2 m hose and duct assemblies
ML-SER	1139010	transmitter commissioning tool

AIR FLOW PROBES



1

PP air flow probes are designed for detecting air flow in the air handling systems. Different models with fixed Kv values are available for circular and rectangular ducts.

l/s



TYPE	ART NO.	
PP-PK R100	1250010	air flow volume probe for a circular 100 mm duct
PP-PK R125	1250020	air flow volume probe for a circular 125 mm duct
PP-PK R160	1250030	air flow volume probe for a circular 160 mm duct
PP-PK R200	1250040	air flow volume probe for a circular 200 mm duct
PP-PK R250	1250050	air flow volume probe for a circular 250 mm duct
PP-PK R300	1250059	air flow volume probe for a circular 300 mm duct
PP-PK R315	1250060	air flow volume probe for a circular 315 mm duct
PP-PK R355	1250065	air flow volume probe for a circular 355 mm duct
PP-PK R400	1250070	air flow volume probe for a circular 400 mm duct
PP-PK R450	1250073	air flow volume probe for a circular 450 mm duct
PP-PK R500	1250075	air flow volume probe for a circular 500 mm duct
PP-PK R550	1250076	air flow volume probe for a circular 550 mm duct
PP-PK R600	1250008	air flow volume probe for a circular 600 mm duct
PP-PK R630	1250078	air flow volume probe for a circular 630 mm duct
PP-PK R700	1250077	air flow volume probe for a circular 700 mm duct
PP-PK R800	1250079	air flow volume probe for a circular 800 mm duct
PP-PK R1000	1250009	air flow volume probe for a circular 1000 mm duct
PP-SK L200	1250080	air flow volume probe for a 200 mm rectangular duct
PP-SK L250	1250090	air flow volume probe for a 250 mm rectangular duct
PP-SK L300	1250100	air flow volume probe for a 300 mm rectangular duct
PP-SK L350	1250110	air flow volume probe for a 350 mm rectangular duct
PP-SK L400	1250120	air flow volume probe for a 400 mm rectangular duct
PP-SK L450	1250130	air flow volume probe for a 450 mm rectangular duct
PP-SK L500	1250140	air flow volume probe for a 500 mm rectangular duct
PP-SK L550	1250150	air flow volume probe for a 550 mm rectangular duct
PP-SK L600	1250160	air flow volume probe for a 600 mm rectangular duct
PP-SK L650	1250170	air flow volume probe for a 650 mm rectangular duct
PP-SK L700	1250180	air flow volume probe for a 700 mm rectangular duct
PP-SK L750	1250190	air flow volume probe for a 750 mm rectangular duct
PP-SK L800	1250200	air flow volume probe for a 800 mm rectangular duct
PP-SK L850	1250210	air flow volume probe for a 850 mm rectangular duct
PP-SK L900	1250220	air flow volume probe for a 900 mm rectangular duct
PP-SK L950	1250230	air flow volume probe for a 950 mm rectangular duct
PP-SK L1000	1250240	air flow volume probe for a 1000 mm rectangular duct
PP-SK L1050	1250250	air flow volume probe for a 1050 mm rectangular duct
PP-SK L1100	1250260	air flow volume probe for a 1100 mm rectangular duct
PP-SK L1150	1250270	air flow volume probe for a 1150 mm rectangular duct
PP-SK L1200	1250280	air flow volume probe for a 1200 mm rectangular duct

Other lengths also available on request.

HUMIDITY TRANSMITTERS



1

KLH room humidity transmitters are designed for detecting and controlling indoor relative humidity and temperature.

room %rH, °C

Supply	24 Vac/dc, < 1 VA
Range (humidity)	0...100 %rH
Range (temperature)	0...50 °C
Accuracy (humidity)	±2 %rH
Accuracy (temperature)	±0,5 °C
Output	3 x 0...10 Vdc, 2 mA
Protection class	IP20
Material	ABS plastic
Ambient temperature	0...50 °C
Mounting	with screws on wall or on junction box (hole distance 60 mm)
Dimensions	87 x 86 x 30 mm



TYPE	ART NO.	
KLH 100	1132210	room humidity transmitter
KLH 100-N	1132211	room transmitter with display (humidity and/or temperature display)
KLH-M	1132600	room humidity transmitter for Modbus RTU gateway
KLH-M-N	1132601	room transmitter with display for Modbus RTU gateway (humidity and/or temperature display)
ML-SER	1139010	transmitter commissioning tool

OPTIONS

HD-P	1135001	passive potentiometer (not available for Modbus models)
HD-PU	1135002	0...10 V potentiometer
HD-R	1135003	relay, 24 Vac 1 A

HUMIDITY TRANSMITTERS



KLH 420 is a 2-wire humidity transmitter designed for detecting indoor relative humidity.

room %rH

Supply	24 Vdc (12...35 Vdc)
Range	0...100 %rH
Accuracy	±3 %rH (25 °C)
Output	4...20 mA, 500 Ω (24 Vdc)
Protection class	IP20
Material	ABS plastic
Mounting	with screws on wall or on junction box (hole distance 60 mm)



TYPE	ART NO.	
KLH 420	1132280	room humidity transmitter
KLH 420-N	1132281	room humidity transmitter with display

HUMIDITY TRANSMITTERS



1

KLHJ 100 transmitters are designed for detecting relative humidity and temperature. The probe cable length is 2 m.

room/duct %rH, °C

Supply	24 Vac/dc, < 1 VA
Range (humidity)	0...100 %rH
Range (temperature)	-50...50 °C
Output (humidity)	0...10 Vdc, 2 mA / 4...20 mA < 600 Ω
Output (temperature)	0...10 Vdc, 1 mA / 4...20 mA < 600 Ω
Protection class	IP54, cable downwards
Ambient temperature	-50...50 °C
Cable	2 m
Cable gland	M16
Mounting	transmitter with screws (external lugs), sensor with flange, adjustable probe depth < 150 mm



TYPE	ART NO.	
KLHJ 100	1132260	humidity and temperature transmitter
KLHJ 100-N	1132261	humidity and temperature transmitter with display

HUMIDITY TRANSMITTERS



KLU 100 humidity and temperature transmitters are designed for outdoor applications.

outdoor %rH, °C

Supply	24 Vac/dc, < 1 VA
Range (humidity)	0...100 %rH
Range (temperature)	-50...50 °C
Output (humidity)	0...10 Vdc, 2 mA / 4...20 mA < 600 Ω
Output (temperature)	0...10 Vdc, 1 mA / 4...20 mA < 600 Ω
Protection class	IP54, cable downwards
Ambient temperature	-50...50 °C
Cable gland	M16
Mounting	with screws, external lugs



TYPE	ART NO.	
KLU 100	1132250	outdoor humidity transmitter
KLU 100-N	1132251	outdoor humidity transmitter with display

HUMIDITY TRANSMITTERS



1

KLK duct humidity transmitters are designed for detecting relative humidity and temperature inside ventilation ducts.

duct %rH, °C

Supply	24 Vac/dc, < 1 VA
Range (humidity)	0...100 %rH
Range (temperature)	-50...50 °C
Output (humidity)	0...10 Vdc, 2 mA / 4...20 mA < 600 Ω
Output (temperature)	0...10 Vdc, 2 mA / 4...20 mA < 600 Ω
Protection class	IP54, cable or probe downwards
Ambient temperature	-50...50 °C
Cable gland	M16
Mounting	with flange, probe depth adjustable < 150 mm



TYPE	ART NO.	
KLK 100	1132240	duct humidity transmitter
KLK 100-N	1132241	duct humidity transmitter with display
KLK-M	1132610	Modbus duct humidity transmitter
KLK-M-N	1132611	Modbus duct humidity transmitter with display
ML-SER	1139010	transmitter commissioning tool
MPCC	1139020	PC configuration tool for Modbus products

OPTIONS

KL-R	1132001	relay, 24 Vac 1 A
------	---------	-------------------

LIGHT LEVEL TRANSMITTERS



LUX 24 is designed for detecting room light level.

room lx

Supply	24 Vac, < 1 VA
Range	0...2000 lx
Output	0...10 Vdc, 5 mA / 4...20 mA, 500 Ω
Protection class	IP20
Ambient temperature	0...50 °C
Mounting	with screws on wall or on junction box



TYPE	ART NO.	
LUX 24	1133320	light level transmitter

LIGHT LEVEL TRANSMITTERS



LUX 34 is designed for detecting outdoor light level and temperature. Measured values can be used for controlling lighting and heating.

outdoor lx, °C



Supply	24 Vac/dc, < 0.1 VA
Range (illuminance)	0...1000 lx / 0...10000 lx (LUX 34)
Range (illuminance)	0...100 lx / 0...500 lx (LUX 34-100)
Range (temperature)	-50...50 °C
Output (illuminance)	0...10 Vdc, 1 mA
Output (temperature)	0...10 Vdc, 1 mA
Protection class	IP54, cable downwards
Ambient temperature	-40...40 °C
Cable gland	M16
Mounting	with screws, external lugs

TYPE	ART NO.	
LUX 34	1133310	light level transmitter, selectable range 0...1000 lx or 0...10000 lx
LUX 34-100	1133311	light level transmitter, selectable range 0...100 lx or 0...500 lx

LIGHT LEVEL SENSORS



LUX 11 is designed for detecting outdoor light level and temperature. Temperature sensor can be either an NTC 10 or NTC 20 thermistor.

outdoor lx, °C



Range (illuminance)	0...800 lx
Range (temperature)	-50...50 °C
Sensor	photoresistive cell for illumination level and NTC 10 or NTC 20 sensor for temperature
Output (illuminance)	30...3 kΩ
Output (temperature)	NTC 10 or NTC 20
Protection class	IP54, cable downwards
Cable gland	M16
Mounting	with screws, external lugs
Materials	PBT, PC and PA
Dimensions	90 x 94 x 44 mm

TYPE	ART NO.	
LUX 11 + NTC 10	1133350	illumination and temperature sensor (NTC 10)
LUX 11 + NTC 20	1133351	illumination and temperature sensor (NTC 20)

LIGHT INTENSITY TRANSMITTER



1

MMSP1 is designed for detecting sun light intensity.

outdoor W/m²

Supply	24 Vdc, < 0.03 W (5...30 Vdc)
Range (light intensity)	0...1500 W/m ²
Accuracy	±5 % (annual mean)
Output	0...10 Vdc / 4...20 mA, the supply voltage must be at least 12 V
Output	0...3.125 Vdc / 0...150 mVdc
Protection class	IP65
Cable gland	M16
Dimensions	80 x 150 x 60 mm



TYPE	ART NO.	
MMSP1	1133360	sun light intensity transmitter

DIFFERENTIAL PRESSURE TRANSMITTERS FOR WATER



VPEL differential pressure transmitter is designed for detecting water/glycol pressures in heating and cooling systems.

bar

Supply	24 Vac/dc, < 1 VA
Range	selectable
Output	0...10 Vdc, 5 mA / 4...20 mA < 500 Ω
Zeroing	manually by using the push button
Process connection	8 mm compression fittings for copper pipes
Protection class	IP54
Ambient temperature	-20...70 °C
Cable gland	M16
Mounting	with screws, external lugs, position allowed only process connectors downwards



TYPE	ART NO.	
VPEL 1.0/2.5	1134060	range selectable 0...1.0 or 0...2.5 bar
VPEL 1.0/2.5-N	1134061	with display
VPEL 4.0/6.0	1134070	range selectable 0...4.0 or 0...6.0 bar
VPEL 4.0/6.0-N	1134071	with display

PRESSURE TRANSMITTERS FOR WATER



1

VPL pressure transmitter (3-wire) is designed for detecting fluid pressures in heating and cooling systems.

bar

Supply	24 Vac/dc, < 1 VA
Range	selectable
Output	0...10 Vdc, 2 mA / 4...20 mA, 800 Ω
Protection class	IP54, cable or probe downwards
Ambient temperature	0...60 °C
Cable gland	M16



TYPE	ART NO.	
VPL 16	1134050	pressure transmitter, range selectable 0...2.5, 0...6, 0...10 or 0...16 bar
VPL 60	1134030	pressure transmitter, range selectable 0...16, 0...25, 0...40 or 0...60 bar
VPL 16-N	1134051	pressure transmitter with display
VPL 60-N	1134031	pressure transmitter with display

CO₂ TRANSMITTERS



room ppm CO₂, °C, %rH

1

HDH transmitters are designed for detecting and controlling CO₂, temperature and humidity in dry room spaces. ABCLogic™ self-calibration method eliminates the possible long term drift.



Supply	24 Vac/dc, < 2 VA
Range (CO ₂)	0...2000 ppm
Range (temperature)	0...50 °C
Range (humidity)	0...100 %rH
Time constant	< 2 min
Accuracy (CO ₂)	typ. ±40 ppm +3% from value
Accuracy (temperature)	±0,5 °C
Accuracy (humidity)	±2 %rH
Output	4 x 0...10 Vdc, 2 mA
Protection class	IP20
Material	ABS plastic
Ambient temperature	0...50 °C
Mounting	with screws on wall or on junction box
Dimensions	87 x 86 x 30 mm

TYPE	ART NO.	
HDH	1135040	room transmitter, CO ₂ and temperature measurement
HDH-N	1135041	room transmitter with display
HDH-RH	1135044	room transmitter, CO ₂ and humidity measurement
HDH-RH-N	1135045	room transmitter with display
HDH-M	1135100	Modbus room transmitter, CO ₂ and temperature measurement
HDH-M-N	1135101	Modbus room transmitter with display
HDH-M-RH	1135102	Modbus room transmitter, CO ₂ and temperature and humidity measurement
HDH-M-RH-N	1135103	Modbus room transmitter with display
HDH 10K	1135110	room transmitter, CO ₂ and temperature measurement, range 0...10000 ppm
HDH 10K-N	1135111	room transmitter with display
HDH-BAC	1135200	BACnet room transmitter, CO ₂ and temperature measurement
HDH-BAC-N	1135201	BACnet room transmitter with display
ML-SER	1139010	transmitter commissioning tool
MPCC	1139020	PC configuration tool for Modbus products

OPTIONS

HD-AL3	1135048	3 leds indicating different VOC levels (not available for N models)
HD-P	1135001	passive potentiometer (not available for Modbus models)
HD-PU	1135002	0...10 V potentiometer
HD-R	1135003	relay, 24 Vac 1 A

CO₂ TRANSMITTERS



1

HDK transmitters are designed for detecting and controlling CO₂, temperature and humidity inside ventilation ducts. ABCLogic™ self-calibration method eliminates the possible long term drift.

duct ppm CO₂, °C, %rH



Supply	24 Vac/dc, < 2 VA
Range (CO ₂)	0...2000 ppm
Range (temperature)	0...50 °C
Range (humidity)	0...100 %rH
Time constant	< 2 min
Accuracy (CO ₂)	typ. ±40 ppm ±3 % of value
Accuracy (temperature)	±0,5 °C
Accuracy (humidity)	±2 %rH
Output	4 x 0...10 Vdc, 2 mA
Protection class	IP54, cable downwards
Ambient temperature	0...50 °C
Cable gland	M16
Mounting	in a Ø 10 mm hole, with screws, external lugs
Dimensions	105 x 104 x 155 mm

TYPE	ART NO.	
HDK	1135050	duct transmitter
HDK-N	1135051	duct transmitter with display
HDK-RH	1135054	duct transmitter with humidity measurement
HDK-RH-N	1135055	duct transmitter with humidity measurement and display
HDK-M	1135120	Modbus duct transmitter
HDK-M-N	1135121	Modbus duct transmitter with display
HDK-M-RH	1135122	Modbus duct transmitter with humidity measurement
HDK-M-RH-N	1135123	Modbus duct transmitter with humidity measurement and display
HDK 10K	1135130	duct transmitter, range 0...10000 ppm
HDK 10K-N	1135131	duct transmitter with display, range 0...10000 ppm
HDK 10K-RH	1135132	duct transmitter with humidity measurement, range 0...10000 ppm
HDK 10K-RH-N	1135133	duct transmitter with humidity measurement and display, range 0...10000 ppm
HDK 10K-M	1135140	Modbus duct transmitter, range 0...10000 ppm
HDK 10K-M-N	1135141	Modbus duct transmitter with display, range 0...10000 ppm
HDK 10K-M-RH	1135142	Modbus duct transmitter with humidity measurement, range 0...10000 ppm
HDK 10K-M-RH-N	1135143	Modbus duct transmitter with humidity measurement and display, range 0...10000 ppm
ML-SER	1139010	transmitter commissioning tool

OPTIONS

HD-R	1135003	relay, 24 Vac 1 A
------	---------	-------------------

CO₂ TRANSMITTERS



1

HDU transmitters are designed for detecting CO₂ concentration and temperature in underground parking garages and parking halls. ABCLogic™ self-calibration method eliminates the possible long term drift.

outdoor ppm CO₂, °C, %rH



Supply	24 Vac/dc, < 10 VA
Range (CO ₂)	0...2000 ppm
Range (temperature)	-50...50 °C
Accuracy (CO ₂)	typ. ±40 ppm ±3 % of value
Accuracy (temperature)	±0,5 °C
Output	3 x 0...10 Vdc, 2 mA
Protection class	IP54, cable downwards
Ambient temperature	-30...50 °C
Humidity	0...85 %rH
Cable gland	M16
Mounting	with screws, external lugs
Dimensions	105 x 110 x 46 mm

TYPE	ART NO.	
HDU	1135090	CO ₂ transmitter for cold spaces
HDU-N	1135091	CO ₂ transmitter with display
HDU-M	1135150	Modbus CO ₂ transmitter for cold spaces
HDU-M-N	1135151	Modbus CO ₂ transmitter with display
HDU 5K	1135160	CO ₂ transmitter for cold spaces, range 0...5000 ppm
HDU 5K-N	1135161	CO ₂ transmitter with display, range 0...5000 ppm
HDU 5K-M	1135170	Modbus CO ₂ transmitter for cold spaces, range 0...5000 ppm
HDU 5K-M-N	1135171	Modbus CO ₂ transmitter with display, range 0...5000 ppm
ML-SER	1139010	transmitter commissioning tool

OPTIONS

HD-R	1135003	relay, 24 Vac 1 A
------	---------	-------------------

AIR QUALITY TRANSMITTERS



1

ILH transmitters are designed for detecting and controlling VOC (Volatile Organic Compound) level, temperature and humidity in dry room spaces. MEMS sensing technology ensures accurate and durable VOC measurement that is related to the CO₂ level.

room VOC, °C, %rH



Supply	24 Vac/dc, < 2 VA
Range (VOC)	450...2000 ppm (CO ₂ equivalent)
Range (temperature)	0...50 °C
Range (humidity)	0...100 %rH
Accuracy (temperature)	±0,5 °C
Accuracy (humidity)	±2 %rH
Output	3 x 0...10 Vdc, 2 mA
Protection class	IP20
Material	ABS plastic
Ambient temperature	0...50 °C
Mounting	with screws on wall or on junction box

TYPE	ART NO.	
ILH	1135610	room transmitter, VOC and temperature measurement
ILH-N	1135611	room transmitter with display
ILH-RH	1135612	room transmitter, VOC, temperature and humidity measurement
ILH-RH-N	1135613	room transmitter with display
ILH-M	1135620	Modbus room transmitter, VOC and temperature measurement
ILH-M-N	1135621	Modbus room transmitter with display
ILH-M-RH	1135622	Modbus room transmitter, VOC, temperature and humidity measurement
ILH-M-RH-N	1135623	Modbus room transmitter with display
ML-SER	1139010	transmitter commissioning tool

OPTIONS		
HD-AL3	1135048	3 leds indicating different VOC levels (not available for N models)
HD-P	1135001	passive potentiometer (not available for Modbus models)
HD-PU	1135002	0...10 V potentiometer
HD-R	1135003	relay, 24 Vac 1 A

AIR QUALITY TRANSMITTERS



1

ILK transmitters are designed for detecting and controlling VOC (Volatile Organic Compound) level, temperature and humidity inside ventilation ducts. MEMS sensing technology ensures accurate and durable VOC measurement that is related to the CO₂ level.

duct VOC, °C, %rH



Supply	24 Vac/dc, < 2 VA
Range (VOC)	450...2000 ppm (CO ₂ equivalent)
Range (temperature)	0...50 °C
Range (humidity)	0...100 %rH
Accuracy (temperature)	±0,5 °C
Accuracy (humidity)	±2 %rH
Output	4 x 0...10 Vdc, 2 mA
Protection class	IP54, cable downwards
Ambient temperature	0...50 °C
Humidity	0...85 %rH
Cable gland	M16
Mounting	in a Ø 10 mm hole, with screws, external lugs
Dimensions	105 x 104 x 155 mm

TYPE	ART NO.	
ILK	1135630	duct transmitter
ILK-N	1135631	duct transmitter with display
ILK-RH	1135632	duct transmitter with humidity measurement
ILK-RH-N	1135633	duct transmitter with humidity measurement and display
ILK-M	1135640	Modbus duct transmitter
ILK-M-N	1135641	Modbus duct transmitter with display
ILK-M-RH	1135642	Modbus duct transmitter with humidity measurement
ILK-M-RH-N	1135643	Modbus duct transmitter with humidity measurement and display
ML-SER	1139010	transmitter commissioning tool
OPTIONS		
HD-R	1135003	relay, 24 Vac 1 A

CARBON MONOXIDE TRANSMITTERS



HML transmitters are designed for detecting carbon monoxide concentration in underground parking garages and parking halls. The measuring is based on electro-chemical cell. The transmitter measuring range is 0...100 or 0...300 ppm.

outdoor ppm CO



Supply	24 Vac/dc, < 2 VA
Range	0...100 ppm / 0...300 ppm
Time constant	1,5 min
Accuracy	± 10 ppm for < 70 ppm value; ± 15 % of value for > 70 ppm value
Output	0...10 Vdc, 1 mA / 4...20 mA, < 500 Ω
Protection class	IP54, cable downwards
Cable gland	M16
Mounting	with screws, external lugs
Dimensions	100 x 113 x 46 mm

TYPE	ART NO.	
HML	1135520	CO transmitter
HML-N	1135521	CO transmitter with display
HMV	1135510	exchange kit for HML

WIND SPEED DETECTOR



TUNA 20 is designed for measuring wind speed and outside air temperature.

m/s, °C



Supply	24 Vac/dc, < 1.5 VA
Range (velocity)	0...20 m/s
Range (temperature)	-50...50 °C
Output	0...10 Vdc, 2 mA / 4...20 mA, 600 Ω
Protection class	IP54 (transmitter)
Ambient temperature	-50...50 °C
Cable gland	M16
Mounting	with screws on wall
Materials	PBT, PC, PA, painted steel

TYPE	ART NO.	
TUNA 20	1136010	wind speed detector

WIND SENSORS



UV7-LY ultrasonic wind sensor is designed for measuring wind speed and direction in HVAC applications. The sensor is robust and stable.

m/s, °

1

Supply	24 Vac/dc, < 0.75 VA
Range (direction)	0...359 °
Range (speed)	0...15 m/s / 0...30 m/s
Time constant	1, 2, 4, 8, 16 s
Accuracy (direction)	±1°
Accuracy (speed)	±0.05 m/s
Output	3 x 0...10 Vdc
Output	RS232 NMEA0183®
Protection class	IP67
Ambient temperature	-15...55 °C
Cable	25 m



TYPE	ART NO.	
UV7-LY	1136033	wind sensor

WIND SENSORS



VS 3000 wind sensor is designed for measuring wind speed and direction in HVAC applications.

m/s, °

Supply	24 Vac/dc
Range (direction)	0...359 °
Range (speed)	0...35 m/s
Output (direction)	0...10 Vdc
Output (speed)	0...10 Vdc
Protection class	IP65
Ambient temperature	-35...70 °C
Cable	10 m
Mounting	< Ø 50 mm



TYPE	ART NO.	
VS 3000	1136040	wind speed and direction sensor
VH 1000	1136050	wind speed sensor
VR 1000	1136060	wind direction sensor

RAIN SENSOR



1

SA 10 is designed for detecting and monitoring rain in HVAC applications.

Supply	24 Vac/dc, < 5 VA
Output	0...10 Vdc, 2 mA, weak rain approx. 1 V, normal rain approx. 2...3 V, heavy rain approx. 3...10 V
Output (relay)	60 Vdc, 100 mA, NO
Protection class	IP54
Ambient temperature	-40...50 °C
Mounting	by a band to a mast (Ø 25...60 mm) or by screws on the wall (hole distance 68 mm)
Materials	PBT, PC, PA and painted steel
Dimensions	93 x 90 x 130 mm



TYPE	ART NO.	
SA 10	1136020	rain sensor

SMOKE DETECTORS



KRM-1 duct smoke detector is designed for smoke detection in ventilation ducts. The detector is a combination of a smoke detector and an adapter system. The adapter system has been specially designed for optimal air flow through the smoke detector.

Supply	230 Vac
Probe	160...600 mm
Sensor	Optical RM3.3 (ALK-E)
Output (alarm)	250 Vac / 24 Vdc, 8 A, change-over contact
Output (alarm)	250 Vac / 24 Vdc, 8 A, NC contact
Output (contamination)	250 Vac / 24 Vdc, 6 A, NC contact
Protection class	IP54
Ambient temperature	-20...50 °C
Cable gland	M16
Materials	ABS plastic, aluminium
Dimensions	166 x 257 x 77 mm



TYPE	ART NO.	
KRM-1	1137040	duct smoke detector
KRM-RM3.3	1137016	smoke sensor
KS	1137011	mounting plate for round or insulated ducts
KS-WDG	1137013	mounting plate for round or insulated ducts (with WDG)
RDP 300	1137014	test gas
WDG	1137012	IP65 housing for KRM

SMOKE DETECTORS



1

KRM-2 duct smoke detector is designed for smoke detection in ventilation ducts. The detector is a combination of a smoke detector and an adapter system. The adapter system has been specially designed for optimal air flow through the smoke detector.

Supply	24 Vac/dc
Probe	160...600 mm
Sensor	Optical RM3.3 (ALK-E)
Output (alarm)	250 Vac / 24 Vdc, 8 A, change-over contact
Output (alarm)	250 Vac / 24 Vdc, 8 A, NC contact
Output (contamination)	250 Vac / 24 Vdc, 6 A, NC contact
Protection class	IP54
Ambient temperature	-20...50 °C
Cable gland	M16
Materials	ABS plastic, aluminium
Dimensions	166 x 257 x 77 mm



TYPE	ART NO.	
KRM-2	1137010	duct smoke detector
KRM-2-BAC	1137030	BACnet duct smoke detector
KRM-2-MOD	1137020	Modbus duct smoke detector
KRM-RM3.3	1137016	smoke sensor
KS	1137011	mounting plate for round or insulated ducts
KS-WDG	1137013	mounting plate for round or insulated ducts (with WDG)
RDP 300	1137014	test gas
WDG	1137012	IP65 housing for KRM

ELECTRIC POWER REGULATION



BAK 64 binary step controller is designed for controlling electric heating power. It can be used with all systems with 0...10 V outputs. Relays like AR 1 or RY 1 are needed for contact outputs. Power steps must be in binary sequence e.g. 1, 2, 4, 8, 16, 32 kW.

2

Supply	24 Vac, < 3 VA
Input	0...10 Vdc or 10...0 Vdc
Output	40 Vdc, 100 mA, for AR 1 and RY 1 relays
Step delay	adjustable, 0,7...60 s
Protection class	IP20
Mounting	11-pole relay housing



TYPE	ART NO.	
BAK 64	1140010	binary step controller
AR 1	1183010	relay with normally open (NO) contact, width 13 mm
RY 1	1183020	relay with change-over contact, width 23 mm

ELECTRIC POWER REGULATION



STS 4 converts 0...10 V signal to one time proportional and up to 3 contact outputs. Each step must be identical in power.

Supply	24 Vac, < 1 VA
Input	0...10 Vdc, 1 mA
Output	35 Vdc, 50 mA, for solid state relay, time proportional
Output	3 x 35 Vdc, 100 mA, for AR 1 and RY 1 relays
Number of steps	selectable, 1...4 pcs
Protection class	IP20
Mounting	11-pole relay housing

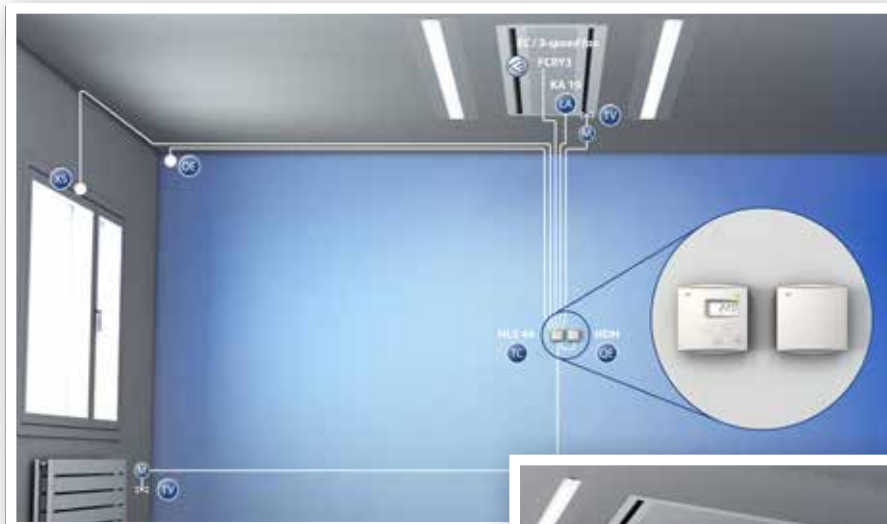


TYPE	ART NO.	
STS 4	1140020	electric power controller
AR 1	1183010	relay with normally open (NO) contact, width 13 mm
PRMK	1140070	solid state relay control signal converter, Vac -> Vdc
PR 10/440	1140060	solid state relay 230...400 Vac, < 10 A, input 3...32 Vdc
PR 50/440	1140030	solid state relay 230...400 Vac, < 25 A, input 3...32 Vdc
RY 1	1183020	relay with change-over contact, width 23 mm

CONTROLLERS

Multifunctional controllers for optimal performance of automated buildings. The HLS room controller family is ideal for the control of chilled beams, radiators, fan coils, VAV, floor heating and light control. Controllers for 3-speed fans and for the continuous control of EC fans are included. The PDS controller family is ideal for HVAC control and single parameter control applications. Intelligent Modbus-based devices enable the planning of versatile and cost-efficient HVAC control systems. The wide selection covers room control applications ranging from office buildings and hotels to customized solutions.

- ▶ Versatile and multifunctional HVAC control devices
- ▶ Several input and output variations
- ▶ Modbus communication
- ▶ Suitable for e.g. EC-fans and 3-speed fans



TEMPERATURE CONTROLLERS



HLS 16 is a 1-stage controller for room temperature control. Both heating and cooling are controlled by using the same valve. The function of the valve can be changed by using external (summer/ winter) switch connected to the Z1 terminal.

room °C



Supply	24 Vac, < 1 VA
Set point	18...24 °C, ±3 °C
Accuracy	±0,5 °C
Output	24 Vac, 1 A, for thermal actuator (NC or NO)
Protection class	IP20
Material	ABS plastic
Ambient temperature	0...50 °C
Mounting	with screws on wall or on junction box (hole distance 60 mm)

3

TYPE	ART NO.	
HLS 16	1150160	controller for floor heating/cooling
HLS 16-N	1150161	with display

TEMPERATURE CONTROLLERS



HLS 21 is a 2-stage controller for room temperature control. The controller has one thermal (PWM) actuator stage for both heating and cooling.

room °C



Supply	24 Vac, < 2 VA
Set point	18...24 °C, ±3 °C
Output (cooling)	24 Vac, 1 A, for thermal actuator
Output (heating)	24 Vac, 1 A, for thermal actuator
Protection class	IP20
Material	ABS plastic
Ambient temperature	0...50 °C
Mounting	with screws on wall or on a junction box (hole distance 60 mm)
Dimensions	86 x 86 x 32 mm

TYPE	ART NO.	
HLS 21	1150100	controller with internal temperature sensor
HLS 21-EXT	1150102	controller for an external NTC10 temperature sensor
HLS 21-N	1150101	with display
HLS 21-N-EXT	1150103	controller for an external NTC10 temperature sensor and display

TEMPERATURE CONTROLLERS



HLS 33 is a room temperature controller with 2 or 3 stages. One stage is for heating and up to two stages for cooling. The controllers can be used with 0...10 V, 3-point or thermal (PWM) actuators.

room °C



3

Supply	24 Vac, < 2 VA
Set point	18...24 °C, ±3 °C
Output	2 x 0...10 Vdc, 2 mA, for heating and cooling
Output	2 x 24 Vac, 1 A, for heating and cooling
Protection class	IP20
Material	ABS plastic
Ambient temperature	0...50 °C
Mounting	with screws on wall or on junction box (hole distance 60 mm)
Dimensions	86 x 86 x 32 mm

TYPE	ART NO.	
HLS 33	1150090	controller with internal temperature sensor
HLS 33-EXT	1150092	controller for an external NTC10 temperature sensor
HLS 33-N	1150091	with display
HLS 33-N-EXT	1150093	for an external NTC10 temperature sensor with display
TH 5	1183090	driver for thermal actuators, 5 outputs

TEMPERATURE CONTROLLERS



HLS 44 is a multifunctional controller designed especially for individual room temperature and zone control applications. Controller has a galvanically isolated RS-485 connection for Modbus RTU communication.

room °C



Supply	24 Vac/dc, < 1 VA NOTE: Only the 0...10 V outputs and Modbus work when using DC supply voltage.
Set point	adjusting by push buttons or by Modbus communication
Input	0...10 Vdc, for CO ₂ measurement or external setpoint
Input	DI, for PIR or card switch
Input	external sensor or DI (door/window contact or condensation switch)
Output	4 x 0...10 Vdc, 2 mA, for VAV, fan, heating and cooling
Output	2 x 24 Vac, 1 A, for heating and cooling
Protection class	IP20
Material	ABS plastic
Ambient temperature	0...50 °C
Mounting	with screws on wall or on a junction box
Dimensions	87 x 86 x 32 mm

TYPE	ART NO.	
HLS 44	1150250	room temperature controller with Modbus communication
HLS 44-SER	1150251	configuration tool for HLS 44
FCRY 3	1183070	fan coil relay, input 0...10 Vdc
MPCC	1139020	PC configuration tool for Modbus products

TEMPERATURE CONTROLLERS



HLS 44-V is a multifunctional controller designed especially for individual room temperature and light control applications. Controller has a galvanically isolated RS-485 connection for Modbus RTU communication.

room °C



3

Supply	24 Vac/dc, < 1 VA NOTE: Only the 0...10 V outputs and Modbus work when using DC supply voltage.
Set point	adjusting by push buttons or by Modbus communication
Input	0...10 Vdc, for CO ₂ measurement or external setpoint
Input	DI, for PIR or card switch
Input	external sensor or DI (door/window contact or condensation switch)
Output	2 x 0...10 Vdc, 2 mA, for VAV and fan
Output	2 x 24 Vac, 1 A, for heating and cooling
Output	2 x 24 Vac, 0.5 A, for on/off damper and lights
Protection class	IP20
Material	ABS plastic
Ambient temperature	0...50 °C
Mounting	with screws on wall or on a junction box

TYPE	ART NO.	
HLS 44-V	1150260	room temperature controller for fan coil VAV and lights, Modbus communication
HLS 44-SER	1150251	configuration tool for HLS 44
FCRY 3	1183070	fan coil relay, input 0...10 Vdc
RYVA 16	1183060	relay for fluorescent lamps, 10 A (inrush current < 80 A, < 2,5 ms)

TEMPERATURE CONTROLLERS



HLS 44-3P is a multifunctional controller designed especially for individual room temperature and zone control applications. Controller has a galvanically isolated RS-485 connection for Modbus RTU communication.

room °C



3

Supply	24 Vac/dc, < 1 VA NOTE: Only the 0...10 V outputs and Modbus work when using DC supply voltage.
Set point	adjusting by push buttons or by Modbus communication
Input	0...10 Vdc, for CO ₂ measurement or external setpoint
Input	DI, for PIR or card switch or fresh air boost
Input	external sensor or DI (door/window contact or condensation switch)
Output	2 x 0...10 Vdc, 2 mA, for VAV and fan
Output	2 x 24 Vac, 1 A, for thermal actuators or 3-point actuator
Output	2 x 24 Vac, 0.5 A, for thermal actuators or 3-point actuator
Protection class	IP20
Material	ABS plastic
Ambient temperature	0...50 °C
Mounting	with screws on wall or on a junction box

TYPE ART NO.

HLS 44-3P	1150280	room temperature controller with Modbus communication, 3-point actuator control
HLS 44-3P-SER	1150281	configuration tool for HLS 44-3P
FCRY 3	1183070	fan coil relay, input 0...10 Vdc

TEMPERATURE CONTROLLERS



HLS 44-6W is a multifunctional controller designed especially for individual room temperature and zone control applications. Controller has a galvanically isolated RS-485 connection for Modbus RTU communication. One 0...10 V output can be configured to control a 6-way valve.

room °C



Supply	24 Vac/dc, < 2 VA NOTE: Only the 0...10 V outputs and Modbus work when using DC supply voltage.
Set point	adjusting by push buttons or by Modbus communication
Input	0...10 Vdc, for CO ₂ measurement or external setpoint
Input	DI, for PIR or card switch
Input	external sensor or DI (door/window contact or condensation switch)
Output	4 x 0...10 Vdc, 2 mA
Protection class	IP20
Ambient temperature	0...50 °C
Mounting	with screws on wall or on a junction box
Materials	ABS plastic
Dimensions	87 x 86 x 32 mm

TYPE ART NO.

HLS 44-6W	1150300	room temperature controller with Modbus communication, 6-way valve control
HLS 44-6W-SER	1150301	configuration tool for HLS 44-6W
FCRY 3	1183070	fan coil relay, input 0...10 Vdc

TEMPERATURE CONTROLLERS



HLS 44-BAC is a versatile room controller for individual room temperature and VAV control applications. Controller has a galvanically isolated RS-485 connection for BACnet MS/TP communication.

room °C



3

Supply	24 Vac/dc, < 1 VA NOTE: Only the 0...10 V outputs and BACnet work when using DC supply voltage.
Set point	adjusting by push buttons or by BACnet communication
Input	0...10 Vdc, for CO ₂ measurement or external setpoint
Input	DI, for PIR or card switch
Input	external sensor or DI (door/window contact or condensation switch)
Output	4 x 0...10 Vdc, 2 mA, for VAV, fan, heating and cooling
Output	2 x 24 Vac, 1 A, for heating and cooling
Protection class	IP20
Material	ABS plastic
Ambient temperature	0...50 °C
Mounting	with screws on wall or on a junction box
Dimensions	87 x 86 x 32 mm

TYPE	ART NO.	
HLS 44-BAC	1150310	room temperature controller with BACnet communication
HLS 44-BAC-SER	1150311	configuration tool for HLS 44-BAC
FCRY 3	1183070	fan coil relay, input 0...10 Vdc

TEMPERATURE CONTROLLERS



HLS 45 is a versatile room controller for individual room temperature and VAV control applications. HLS 45 is excellent for both 2-pipe FCU and floor heating and cooling applications. The controller has a galvanically isolated RS-485 connection for Modbus RTU communication.

room °C



3

Supply	24 Vac/dc, < 1 VA NOTE: Only the 0...10 V outputs and Modbus work when using DC supply voltage.
Set point	adjusting by push buttons or by Modbus communication
Input	0...10 Vdc, for CO ₂ measurement
Input	DI, for summer/winter or day/night switch
Input	return water temperature or external sensor or DI (summer/winter or day/night switch)
Output	3 x 0...10 Vdc, 2 mA, for VAV, fan and heating/cooling valve control
Output	2 x 24 Vac, 1 A, for thermal actuators or 3-point actuator
Protection class	IP20
Material	ABS plastic
Ambient temperature	0...50 °C
Mounting	with screws on wall or on a junction box
Dimensions	87 x 86 x 32 mm

TYPE	ART NO.	
HLS 45	1150270	room temperature controller with Modbus communication
HLS 45-SER	1150271	configuration tool for HLS 45
FCRY 3	1183070	fan coil relay, input 0...10 Vdc

TEMPERATURE CONTROLLERS



PDS 2 is a temperature controller for air handling unit, hot domestic water and heating applications. The controller supports Pt1000 temperature sensors. The thermal actuators can be either 0...10 V controlled or 3-point controlled. The controller has RS-485 connection for Modbus RTU communication.

room °C



3

Supply	24 Vac/dc, < 2 VA NOTE: Only the 0...10 V outputs and Modbus work when using DC supply voltage.
Input	3 x Pt1000 or 2 x Pt1000 + 1 x potentiometer
Input	1 x 0...10 V / digital
Output	4 x 0...10 Vdc, 2 mA
Output	4 x 24 Vac, 1 A, triac
Protection class	IP20
Mounting	For 35 mm DIN rail
Dimensions	53 x 90 x 58 mm

TYPE	ART NO.	
PDS 2	1150120	controller
AT 80	1170010	pocket
TEAT PT 1000	1174070	immersion water sensor
TEHR PT 1000	1174190	room sensor
TEHR PT 1000-P/PDS 2	1174231	room sensor + set point for PDS 2
TEK PT 1000	1174040	duct sensor
TENA PT 1000	1174050	domestic water sensor
TEP PT 1000	1174080	pipe strap-on sensor
TEU PT 1000	1174090	outdoor sensor

TEMPERATURE CONTROLLERS



R102 is a multifunctional controller specifically designed for individual room temperature and zone control applications.

room °C



Supply	24 Vac, < 2 VA
Set point	19...25 °C
Input	external sensor
Input	condensation sensor or DI
Output (R102-01)	2 x 24 Vac, 2 A, for cooling and heating
Output (R102-02)	2 x 0...10 Vdc, 10 mA, for cooling and heating
Protection class	IP20
Ambient temperature	0...50 °C
Mounting	with screws on wall or on junction box
Materials	ABS plastic
Dimensions	77 x 77 x 27 mm

TYPE	ART NO.	
R102-01	1155020	room controller, 24 Vac outputs
R102-02	1155021	room controller, 0...10 V outputs
H202	1155022	configuration tool

TEMPERATURE CONTROLLERS



RS102 is a multifunctional controller specifically designed for individual room temperature and zone control applications. Controller has a built-in 2 h timer for forced ventilation.

Supply	24 Vac, < 2 VA
Set point	19...25 °C
Input	condensation sensor or DI
Output	2 x 24 Vac, 2 A, for cooling and heating
Output	0...10 Vdc, 10 mA, for forced ventilation
Protection class	IP20
Ambient temperature	0...50 °C
Mounting	with screws on wall or on junction box
Materials	ABS plastic
Dimensions	77 x 77 x 27 mm



3

TYPE	ART NO.	
RS102-01	1155030	room controller
H202	1155022	configuration tool

TEMPERATURE CONTROLLERS



R222 is a multifunctional controller specifically designed for individual room temperature and zone control applications. The controller has RS-485 connection for Modbus RTU communication.

Supply	24 Vac, < 2 VA
Set point	19...25 °C
Input	external sensor
Input	condensation sensor
Input	DI
Output	24 Vac, 1 A, for cooling
Output	2 x 24 Vac, 1 A, for heating
Output	0...10 Vdc, 10 mA, for cooling or fan speed
Protection class	IP30
Ambient temperature	0...50 °C
Materials	ABS plastic
Dimensions	89 x 89 x 26 mm

room °C



TYPE	ART NO.	
R222-01	1155040	room controller
FCRY 3	1183070	fan coil relay, input 0...10 Vdc

UNIVERSAL CONTROLLERS



HS 2.2-M is a universal controller designed for HVAC applications. It can be used for controlling e.g. pressure, differential pressure, temperature or illumination level. Display is possible to scale according to the measurement. Controller has a galvanically isolated RS-485 connection for Modbus RTU communication.

°C, %rH, Pa, bar, CO, CO₂, m/s, lx



Supply	24 Vac/dc, < 1 VA NOTE: Only the 0...10 V outputs and Modbus work when using DC supply voltage.
Input	0...10 V, 10 kΩ
Input	2 x DI, potential free contact
Output	3 x 0...10 Vdc, 2 mA
Output	24 Vac, 1 A, for thermal actuator or 3-point actuator
Output	10 Vdc, error signal
Protection class	IP20
Material	ABS plastic
Ambient temperature	0...50 °C
Mounting	with screws on wall or on a junction box
Dimensions	87 x 86 x 30 mm

TYPE	ART NO.	
HS 2.2-M	1150290	universal controller, room housing

UNIVERSAL CONTROLLERS



PDS 2.2 universal controller can be used for controlling e.g. pressure, humidity or temperature. The controller supports 0...10 V controlled, 3-point controlled or thermal actuators. The controller has RS-485 connection for Modbus RTU communication.

°C, %rH, Pa, bar, CO, CO₂, m/s, lx




Supply	24 Vac/dc, < 2 VA NOTE: Only the 0...10 V outputs and Modbus work when using DC supply voltage.
Input	0...10 V, measurement
Input	0...10 V, external set point setting
Output	0...10 Vdc, 2 mA
Output	2 x 24 Vac, 1 A, for thermal actuators or 3-point actuators
Output	10 Vdc, 2 mA, for 4,7...220 kΩ potentiometer
Protection class	IP20
Mounting	For 35 mm DIN rail
Dimensions	53 x 90 x 58 mm

TYPE	ART NO.	
PDS 2.2	1150150	universal controller

CONTROL UNITS

The C221 control unit can be used to control heating, cooling and fan coil unit with an EC motor. The key card switch can be connected to the control unit for economy functions if the room is not used regularly. The system also has advanced control functions and Modbus communication facility.



The HDH-PU multifunctional transmitter and the C221 control unit work well together as a single control solution in rooms that require ventilation if the CO₂ level rises above healthy levels. The HDH-PU transmitter has a set point knob and a built-in temperature and CO₂ sensors. When connected to the C221 control unit, it also has advanced control functions and Modbus communication facility. This functional duo controls ventilation in alignment with the heating and cooling demand of the room.

CONTROL UNITS



C221 is a versatile control unit specifically designed for individual room temperature, VAV and zone control applications. Controller has a galvanically isolated RS-485 connection for Modbus RTU Communication.

Supply	24 Vac, < 2 VA
Set point	19...25 °C
Input	3 x external sensor or 0...10 Vdc
Output	2 x 24 Vac, 2 A, for cooling and heating
Output	2 x 0...10 Vdc, 10 mA, for cooling and heating
Protection class	IP44
Materials	ABS plastic
Dimensions	80 x 122 x 40 mm



3

TYPE	ART NO.	
C221-01	1155050	middle roof control unit
E121-01	1155080	room unit with set point potentiometer
E122-01	1155081	room unit with set point potentiometer and fan speed control switch
E123-01	1155082	room unit with set point potentiometer and timer
E201-01	1155090	room unit with display
E202-01	1155091	room unit with display and fan speed control
H203	1155051	configuration tool

CONTROL UNITS



C222 is a versatile control unit specifically designed for individual room temperature, VAV and zone control applications. Controller has a galvanically isolated RS-485 connection for Modbus RTU Communication.

Supply	24 Vac, < 2 VA
Set point	19...25 °C
Input	3 x external sensor or 0...10 Vdc
Output	2 x 24 Vac, 2 A, for cooling and heating
Output	2 x 0...10 Vdc, 10 mA, for cooling / fan speed and heating
Output	relay control port
Protection class	IP44
Materials	ABS plastic
Dimensions	80 x 122 x 40 mm

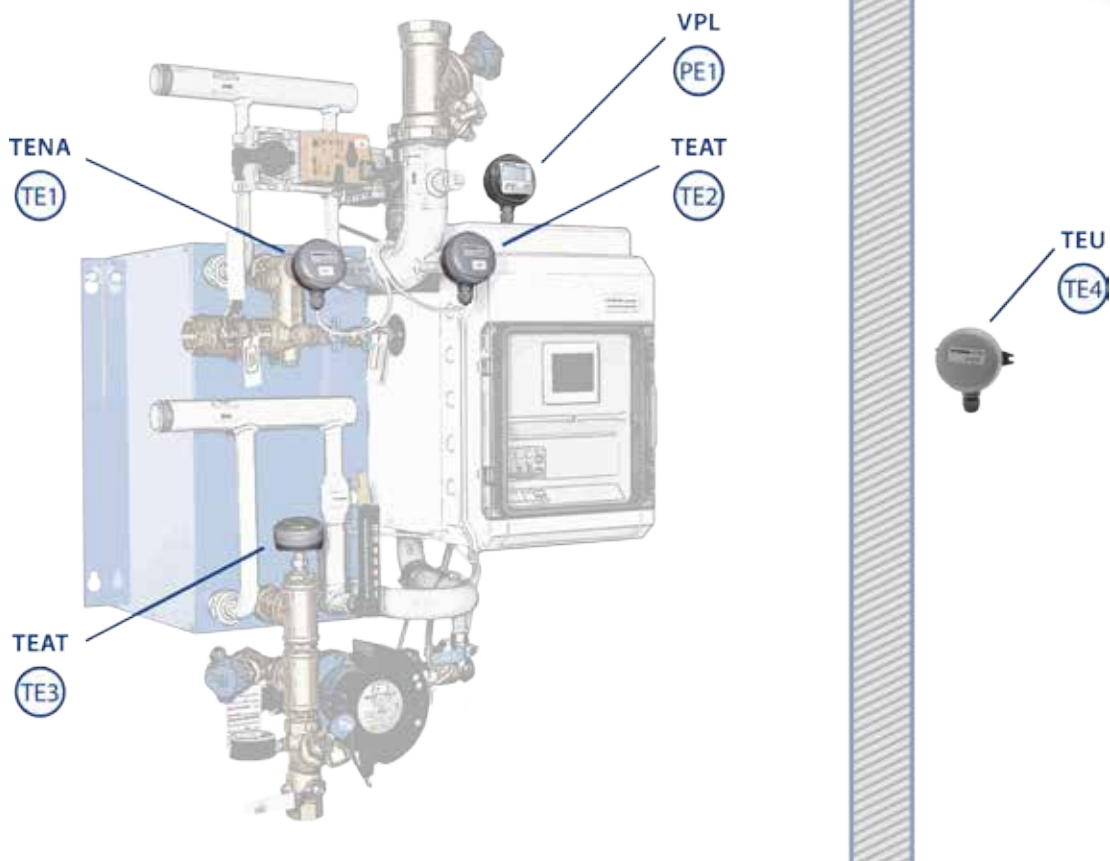



TYPE	ART NO.	
C222-01	1155060	middle roof control unit with relay control port
E121-01	1155080	room unit with set point potentiometer
E122-01	1155081	room unit with set point potentiometer and fan speed control switch
E123-01	1155082	room unit with set point potentiometer and timer
E201-01	1155090	room unit with display
E202-01	1155091	room unit with display and fan speed control
H203	1155051	configuration tool
K201	1155071	control cable (15 cm) for relay unit
RL203	1155070	relay unit

TEMPERATURE MEASUREMENT

Comprehensive range of temperature sensors for different applications in buildings' control and heating, cooling and air-conditioning systems. Thanks to the unique housing design, the sensors are easy to install, which offers major advantages during commissioning. Our sensor range covers the most commonly used passive temperature sensor elements and transmitters. Versatile installation options covering ducts, pipes, construction, ground, room and exterior.

- ▶ Wide range of HVAC temperature measurements
- ▶ Sensor element options include PT, NTC and NI series
- ▶ On transmitters 0...10 V, 4...20 mA



HEATING/COOLING WATER SENSORS



TEAT temperature sensors are designed for measuring heating and cooling water temperatures in HVAC automation systems. The sensors can also be used for air temperature measurements from ventilation ducts, for example.

°C



Range	-50...120 °C
Time constant	5 s
Probe	Ø 6 x 85 mm
Protection class	IP54, cable or probe downwards
Cable gland	M16
Mounting	water applications: with Produal pocket (R½"), air applications: with MT4270 flange
Materials	PBT, PC, PA, acid proof steel
Mounting depth	80 mm 50, 100, 150, 200, 250, 300, 350 and 450 mm mounting depths also available. To order these sensors, add the depth to the product type (e.g. TEAT PT 100-300)

4

TYPE	ART NO.	
TEAT PT 100	1173070	100 Ω / 0 °C, accuracy ±0,3 °C / 0 °C, EN 60751/B
TEAT PT 1000	1174070	1000 Ω / 0 °C, accuracy ±0,3 °C / 0 °C (Honeywell, Danfoss equivalent)
TEAT NTC 1.8	117E070	1800 Ω / 25 °C, accuracy ±0,3 °C / 25 °C (TAC equivalent)
TEAT NTC 2.2	1172070	2252 Ω / 25 °C, accuracy ±0,25 °C / 25 °C (Johnson equivalent)
TEAT NTC 10	1175070	10 kΩ / 25 °C, accuracy ±0,2 °C / 25 °C (Trend equivalent)
TEAT NTC 10-AN	117H070	10 kΩ / 25 °C, accuracy ±0,25 °C / 25 °C (Andover equivalent)
TEAT NTC 10-C	117M070	10 kΩ / 25 °C, accuracy ±0,25 °C / 25 °C (Carel equivalent)
TEAT NTC 10-KB	117B070	5025 Ω / 25 °C, accuracy ±0,5 °C / 25 °C (Satchwell equivalent)
TEAT NTC 20	1176070	20 kΩ / 25 °C, accuracy ±0,2 °C / 25 °C (Honeywell equivalent)
TEAT NI 1000	117C070	1000 Ω / 0 °C, accuracy ±0,4 °C / 0 °C (Sauter equivalent)
TEAT NI 1000-LG	1178070	1000 Ω / 0 °C, accuracy ±0,5 °C / 0 °C (Siemens equivalent)
TEAT KP 10	117J070	LM235Z, 10 mV/K, 2,98 V / 25 °C
TEAT T1	117V070	2226 Ω / 0 °C, accuracy ±0,4 °C / 0 °C
TEAT LL	1177070	2-wire transmitter/controller, supply 22...35 Vdc, output 4...20 mA, accuracy ±0,5 °C
TEAT LU	1179070	3-wire transmitter/controller, supply 24 Vac/dc, output 0...10 V < 2 mA, accuracy ±0,5 °C
TEAT-M	117Z070	Modbus transmitter/controller, supply 24 Vac/dc, accuracy ±0,5 °C
MT4270	MT4270	duct flange (6 mm)
TE-N V2	1170250	display option for the transmitters
ML-SER	1139010	transmitter commissioning tool

POCKETS (PRESSURE RATING = PN16)

Pocket material	TEAT mounting depth								
	50	80	100	150	200	250	300	350	450
Stainless steel AISI 300	AT 50 1170011	AT 80 1170010							
Brass MS 362	ATM 50 1170031	ATM 80 1170030	ATM 100 1170037	ATM 150 1170032	ATM 200 1170033	ATM 250 1170034	ATM 300 1170038	ATM 350 1170035	ATM 450 1170036
Acid proof steel AISI 316L		ATH 80 1170020	ATH 100 1170027	ATH 150 1170022	ATH 200 1170023	ATH 250 1170024	ATH 300 1170021	ATH 350 1170025	ATH 450 1170026

HOT DOMESTIC WATER SENSORS



TENA sensors are designed for detecting hot domestic water temperatures with fast response.

°C

Range	-50...120 °C
Time constant	2,5 s
Protection class	IP54, cable or probe downwards
Cable gland	M16
Mounting	R ½"
Materials	PBT, PC, PA, stainless steel
Mounting depth	80 mm 50 and 210 mm mounting depths also available. To order these sensors, add the depth to the product type (e.g. TENA PT 100-210).
Pressure rating	PN16



TYPE	ART NO.	
TENA PT 100	1173050	100 Ω / 0 °C, accuracy ±0,3 °C / 0 °C, EN 60751/B
TENA PT 1000	1174050	1000 Ω / 0 °C, accuracy ±0,3 °C / 0 °C (Honeywell, Danfoss equivalent)
TENA NTC 1.8	117E050	1800 Ω / 25 °C, accuracy ±0,3 °C / 25 °C (TAC equivalent)
TENA NTC 2.2	1172050	2252 Ω / 25 °C, accuracy ±0,25 °C / 25 °C (Johnson equivalent)
TENA NTC 10	1175050	10 kΩ / 25 °C, accuracy ±0,2 °C / 25 °C (Trend equivalent)
TENA NTC 10-AN	117H050	10 kΩ / 25 °C, accuracy ±0,25 °C / 25 °C (Andover equivalent)
TENA NTC 10-C	117M050	10 kΩ / 25 °C, accuracy ±0,25 °C / 25 °C (Carel equivalent)
TENA NTC 10-KB	117B050	5025 Ω / 25 °C, accuracy ±0,5 °C / 25 °C (Satchwell equivalent)
TENA NTC 20	1176050	20 kΩ / 25 °C, accuracy ±0,2 °C / 25 °C (Honeywell equivalent)
TENA NI 1000	117C050	1000 Ω / 0 °C, accuracy ±0,4 °C / 0 °C (Sauter equivalent)
TENA NI 1000-LG	1178050	1000 Ω / 0 °C, accuracy ±0,5 °C / 0 °C (Siemens equivalent)
TENA T1	117V050	2226 Ω / 0 °C, accuracy ±0,4 °C / 0 °C
TENA LL	1177050	2-wire transmitter/controller, supply 22...35 Vdc, output 4...20 mA, accuracy ±0,5 °C
TENA LU	1179050	3-wire transmitter/controller, supply 24 Vac/dc, output 0...10 V < 2 mA, accuracy ±0,5 °C
TENA-M	117Z050	Modbus transmitter/controller, supply 24 Vac/dc, accuracy ±0,5 °C
TE-N V2	1170250	display option for the transmitters
ML-SER	1139010	transmitter commissioning tool

FROST GUARD SENSORS



TEKV sensors are designed for frost protection and for applications with fast response.

°C

Range	-50...120 °C
Time constant	2,5 s
Protection class	IP54, cable or probe downwards
Cable gland	M16
Mounting	R ¼"
Materials	PBT, PC, PA, stainless steel, brass
Mounting depth	< 200 mm (also available < 400 mm)
Pressure rating	PN16



TYPE	ART NO.	
TEKV PT 100	1173120	100 Ω / 0 °C, accuracy ±0,3 °C / 0 °C, EN 60751/B
TEKV PT 1000	1174120	1000 Ω / 0 °C, accuracy ±0,3 °C / 0 °C (Honeywell, Danfoss equivalent)
TEKV NTC 1.8	117E120	1800 Ω / 25 °C, accuracy ±0,3 °C / 25 °C (TAC equivalent)
TEKV NTC 2.2	1172120	2252 Ω / 25 °C, accuracy ±0,25 °C / 25 °C (Johnson equivalent)
TEKV NTC 10	1175120	10 kΩ / 25 °C, accuracy ±0,2 °C / 25 °C (Trend equivalent)
TEKV NTC 10-AN	117H120	10 kΩ / 25 °C, accuracy ±0,25 °C / 25 °C (Andover equivalent)
TEKV NTC 10-C	117M120	10 kΩ / 25 °C, accuracy ±0,25 °C / 25 °C (Carel equivalent)
TEKV NTC 10-KB	117B120	5025 Ω / 25 °C, accuracy ±0,5 °C / 25 °C (Satchwell equivalent)
TEKV NTC 20	1176120	20 kΩ / 25 °C, accuracy ±0,2 °C / 25 °C (Honeywell equivalent)
TEKV NI 1000	117C120	1000 Ω / 0 °C, accuracy ±0,4 °C / 0 °C (Sauter equivalent)
TEKV NI 1000-LG	1178120	1000 Ω / 0 °C, accuracy ±0,5 °C / 0 °C (Siemens equivalent)
TEKV LL	1177120	2-wire transmitter/controller, supply 22...35 Vdc, output 4...20 mA, accuracy ±0,5 °C
TEKV LU	1179120	3-wire transmitter/controller, supply 24 Vac/dc, output 0...10 V < 2 mA, accuracy ±0,5 °C
TEKV-M	117Z120	Modbus transmitter/controller, supply 24 Vac/dc, accuracy ±0,5 °C
TE-N V2	1170250	display option for the transmitters
ML-SER	1139010	transmitter commissioning tool

FROST GUARD SENSORS



TEV sensors are designed for frost protection and for applications with fast response.

°C

Range	-50...120 °C
Time constant	2,5 s
Cable	2 m LIYY 2 x 0,14
Mounting	R ¼"
Materials	acid proof steel, brass
Mounting depth	< 200 mm (also available < 400 mm)
Pressure rating	PN16



TYPE	ART NO.	
TEV PT 100	1173020	100 Ω / 0 °C, accuracy ±0,3 °C / 0 °C, EN 60751/B
TEV PT 1000	1174020	1000 Ω / 0 °C, accuracy ±0,3 °C / 0 °C (Honeywell, Danfoss equivalent)
TEV NTC 1.8	117E020	1800 Ω / 25 °C, accuracy ±0,3 °C / 25 °C (TAC equivalent)
TEV NTC 2.2	1172020	2252 Ω / 25 °C, accuracy ±0,25 °C / 25 °C (Johnson equivalent)
TEV NTC 10	1175020	10 kΩ / 25 °C, accuracy ±0,2 °C / 25 °C (Trend equivalent)
TEV NTC 10-AN	117H020	10 kΩ / 25 °C, accuracy ±0,25 °C / 25 °C (Andover equivalent)
TEV NTC 10-C	117M020	10 kΩ / 25 °C, accuracy ±0,25 °C / 25 °C (Carel equivalent)
TEV NTC 10-KB	117B020	5025 Ω / 25 °C, accuracy ±0,5 °C / 25 °C (Satchwell equivalent)
TEV NTC 20	1176020	20 kΩ / 25 °C, accuracy ±0,2 °C / 25 °C (Honeywell equivalent)
TEV NI 1000	117C020	1000 Ω / 0 °C, accuracy ±0,4 °C / 0 °C (Sauter equivalent)
TEV NI 1000-LG	1178020	1000 Ω / 0 °C, accuracy ±0,5 °C / 0 °C (Siemens equivalent)
TEV LL	1177020	2-wire transmitter/controller, supply 22...35 Vdc, output 4...20 mA, accuracy ±0,5 °C
TEV LU	1179020	3-wire transmitter/controller, supply 24 Vac/dc, output 0...10 V < 2 mA, accuracy ±0,5 °C
TEU-N V2	1170270	display option for TEU LL and TEU LU transmitters
ML-SER	1139010	transmitter commissioning tool

STRAP-ON SENSORS



TEP sensors are designed for pipe strap-on installations in heating and cooling applications.

°C

Range	-50...120 °C
Time constant	approx. 5 s
Protection class	IP54, cable or probe downwards
Cable gland	M16
Mounting	by a band on the pipe (diam. < 90 mm)
Materials	PBT, PC, PA, zinc casting



4

TYPE	ART NO.	
TEP PT 100	1173080	100 Ω / 0 °C, accuracy ±0,3 °C / 0 °C, EN 60751/B
TEP PT 1000	1174080	1000 Ω / 0 °C, accuracy ±0,3 °C / 0 °C (Honeywell, Danfoss equivalent)
TEP NTC 1.8	117E080	1800 Ω / 25 °C, accuracy ±0,3 °C / 25 °C (TAC equivalent)
TEP NTC 2.2	1172080	2252 Ω / 25 °C, accuracy ±0,25 °C / 25 °C (Johnson equivalent)
TEP NTC 10	1175080	10 kΩ / 25 °C, accuracy ±0,2 °C / 25 °C (Trend equivalent)
TEP NTC 10-AN	117H080	10 kΩ / 25 °C, accuracy ±0,25 °C / 25 °C (Andover equivalent)
TEP NTC 10-C	117M080	10 kΩ / 25 °C, accuracy ±0,25 °C / 25 °C (Carel equivalent)
TEP NTC 10-KB	117B080	5025 Ω / 25 °C, accuracy ±0,5 °C / 25 °C (Satchwell equivalent)
TEP NTC 20	1176080	20 kΩ / 25 °C, accuracy ±0,2 °C / 25 °C (Honeywell equivalent)
TEP NI 1000	117C080	1000 Ω / 0 °C, accuracy ±0,4 °C / 0 °C (Sauter equivalent)
TEP NI 1000-LG	1178080	1000 Ω / 0 °C, accuracy ±0,5 °C / 0 °C (Siemens equivalent)
TEP KP 10	117J080	LM235Z, 10 mV/K, 2,98 V / 25 °C
TEP T1	117V080	2226 Ω / 0 °C, accuracy ±0,4 °C / 0 °C
TEP LL	1177080	2-wire transmitter/controller, supply 22...35 Vdc, output 4...20 mA, accuracy ±0,5 °C
TEP LU	1179080	3-wire transmitter/controller, supply 24 Vac/dc, output 0...10 V < 2 mA, accuracy ±0,5 °C
TEP-M	117Z080	Modbus transmitter/controller, supply 24 Vac/dc, accuracy ±0,5 °C
TE-N V2	1170250	display option for the transmitters
ML-SER	1139010	transmitter commissioning tool

STRAP-ON SENSORS



TEPK sensors are designed for pipe strap-on installations in heating and cooling applications.

°C

Range	-20...80 °C
Time constant	approx. 5 s
Cable	2 m (LIYY 2 x 0,14), PVC
Mounting	by a plastic band on the pipe (Ø10...100 mm)
Materials	probe: zinc casting



TYPE	ART NO.	
TEPK PT 100	1173240	100 Ω / 0 °C, accuracy ±0,3 °C / 0 °C, EN 60751/B
TEPK PT 1000	1174240	1000 Ω / 0 °C, accuracy ±0,3 °C / 0 °C (Honeywell, Danfoss equivalent)
TEPK NTC 1.8	117E240	1800 Ω / 25 °C, accuracy ±0,3 °C / 25 °C (TAC equivalent)
TEPK NTC 2.2	1172240	2252 Ω / 25 °C, accuracy ±0,25 °C / 25 °C (Johnson equivalent)
TEPK NTC 10	1175240	10 kΩ / 25 °C, accuracy ±0,2 °C / 25 °C (Trend equivalent)
TEPK NTC 10-AN	117H240	10 kΩ / 25 °C, accuracy ±0,25 °C / 25 °C (Andover equivalent)
TEPK NTC 10-C	117M240	10 kΩ / 25 °C, accuracy ±0,25 °C / 25 °C (Carel equivalent)
TEPK NTC 10-KB	117B240	5025 kΩ / 25 °C, accuracy ±0,5 °C / 25 °C (Satchwell equivalent)
TEPK NTC 20	1176240	20 kΩ / 25 °C, accuracy ±0,2 °C / 25 °C (Honeywell equivalent)
TEPK NI 1000	117C240	1000 Ω / 0 °C, accuracy ±0,4 °C / 0 °C (Sauter equivalent)
TEPK NI 1000-LG	1178240	1000 Ω / 0 °C, accuracy ±0,5 °C / 0 °C (Siemens equivalent)
TEPK T1	117V240	2226 Ω / 0 °C, accuracy ±0,4 °C / 0 °C
TEPK LL	1177240	2-wire transmitter/controller, supply 22...35 Vdc, output 4...20 mA, accuracy ±0,5 °C
TEPK LU	1179240	3-wire transmitter/controller, supply 24 V _{ac} /dc, output 0...10 V < 2 mA, accuracy ±0,5 °C
TEU-N V2	1170270	display option for TEU LL and TEU LU transmitters
ML-SER	1139010	transmitter commissioning tool

DUCT SENSORS



TEKHA sensors are designed for detecting temperatures inside small ventilation ducts.

°C

Range	-50...70 °C
Probe	Ø6 mm x 100 mm, acid proof steel
Cable	2 m (LIYY 2 x 0,14), PVC, other lengths also available
Mounting	with flange, adjustable < 90 mm



TYPE	ART NO.	
TEKHA PT 100	1173290	100 Ω / 0 °C, accuracy ±0,3 °C / 0 °C, EN 60751/B
TEKHA PT 1000	1174290	1000 Ω / 0 °C, accuracy ±0,3 °C / 0 °C (Honeywell, Danfoss equivalent)
TEKHA NTC 1.8	117E290	1800 Ω / 25 °C, accuracy ±0,3 °C / 25 °C (TAC equivalent)
TEKHA NTC 2.2	1172290	2252 Ω / 25 °C, accuracy ±0,25 °C / 25 °C (Johnson equivalent)
TEKHA NTC 10	1175290	10 kΩ / 25 °C, accuracy ±0,2 °C / 25 °C (Trend equivalent)
TEKHA NTC 10-AN	117H290	10 kΩ / 25 °C, accuracy ±0,25 °C / 25 °C (Andover equivalent)
TEKHA NTC 10-C	117M290	10 kΩ / 25 °C, accuracy ±0,25 °C / 25 °C (Carel equivalent)
TEKHA NTC 20	1176290	20 kΩ / 25 °C, accuracy ±0,2 °C / 25 °C (Honeywell equivalent)
TEKHA NI 1000	117C290	1000 Ω / 0 °C, accuracy ±0,4 °C / 0 °C (Sauter equivalent)
TEKHA NI 1000-LG	1178290	1000 Ω / 0 °C, accuracy ±0,5 °C / 0 °C (Siemens equivalent)
TEKHA KP 10	117J290	LM235Z, 10 mV/K, 2,98 V / 25 °C

DUCT SENSORS



TEK sensors are designed for detecting temperatures inside ventilation ducts.

°C

Range	-50...70 °C
Protection class	IP54, cable or probe downwards
Cable gland	M16
Mounting	with flange, adjustable < 200 mm
Materials	PBT, PC, PA, stainless steel



TYPE	ART NO.	
TEK PT 100	1173040	100 Ω / 0 °C, accuracy ±0,3 °C / 0 °C, EN 60751/B
TEK PT 1000	1174040	1000 Ω / 0 °C, accuracy ±0,3 °C / 0 °C (Honeywell, Danfoss equivalent)
TEK NTC 1.8	117E040	1800 Ω / 25 °C, accuracy ±0,3 °C / 25 °C (TAC equivalent)
TEK NTC 2.2	1172040	2252 Ω / 25 °C, accuracy ±0,25 °C / 25 °C (Johnson equivalent)
TEK NTC 10	1175040	10 kΩ / 25 °C, accuracy ±0,2 °C / 25 °C (Trend equivalent)
TEK NTC 10-AN	117H040	10 kΩ / 25 °C, accuracy ±0,25 °C / 25 °C (Andover equivalent)
TEK NTC 10-C	117M040	10 kΩ / 25 °C, accuracy ±0,25 °C / 25 °C (Carel equivalent)
TEK NTC 10-KB	117B040	5025 Ω / 25 °C, accuracy ±0,5 °C / 25 °C (Satchwell equivalent)
TEK NTC 20	1176040	20 kΩ / 25 °C, accuracy ±0,2 °C / 25 °C (Honeywell equivalent)
TEK NI 1000	117C040	1000 Ω / 0 °C, accuracy ±0,4 °C / 0 °C (Sauter equivalent)
TEK NI 1000-LG	1178040	1000 Ω / 0 °C, accuracy ±0,5 °C / 0 °C (Siemens equivalent)
TEK KP 10	117J040	LM235Z, 10 mV/K, 2,98 V / 25 °C
TEK T1	117V040	2226 Ω / 0 °C, accuracy ±0,4 °C / 0 °C
TEK LL	1177040	2-wire transmitter/controller, supply 22...35 Vdc, output 4...20 mA, accuracy ±0,5 °C
TEK LU	1179040	3-wire transmitter/controller, supply 24 Vac/dc, output 0...10 V < 2 mA, accuracy ±0,5 °C
TEK-M	117Z040	Modbus transmitter/controller, supply 24 Vac/dc, accuracy ±0,5 °C
TE-N V2	1170250	display option for the transmitters
ML-SER	1139010	transmitter commissioning tool

DUCT SENSORS



TEKA sensors are designed for detecting temperatures inside large ducts. Sensor's mechanical construction ensures accurate average temperature measurement.

°C

Range	-50...70 °C
Protection class	IP54, cable or probe downwards
Length	3 m
Cable gland	M16
Mounting	with flange and springs
Materials	PBT, PC, PA, stainless steel



4

TYPE	ART NO.	
TEKA PT 100	1173130	100 Ω / 0 °C, accuracy ±0,3 °C / 0 °C, EN 60751/B
TEKA PT 1000	1174130	1000 Ω / 0 °C, accuracy ±0,3 °C / 0 °C (Honeywell, Danfoss equivalent)
TEKA NTC 1.8	117E130	1800 Ω / 25 °C, accuracy ±0,3 °C / 25 °C (TAC equivalent)
TEKA NTC 2.2	1172130	2252 Ω / 25 °C, accuracy ±0,25 °C / 25 °C (Johnson equivalent)
TEKA NTC 10	1175130	10 kΩ / 25 °C, accuracy ±0,2 °C / 25 °C (Trend equivalent)
TEKA NTC 10-AN	117H130	10 kΩ / 25 °C, accuracy ±0,25 °C / 25 °C (Andover equivalent)
TEKA NTC 10-C	117M130	10 kΩ / 25 °C, accuracy ±0,25 °C / 25 °C (Carel equivalent)
TEKA NTC 10-KB	117B130	5025 Ω / 25 °C, accuracy ±0,5 °C / 25 °C (Satchwell equivalent)
TEKA NTC 20	1176130	20 kΩ / 25 °C, accuracy ±0,2 °C / 25 °C (Honeywell equivalent)
TEKA NI 1000	117C130	1000 Ω / 0 °C, accuracy ±0,4 °C / 0 °C (Sauter equivalent)
TEKA NI 1000-LG	1178130	1000 Ω / 0 °C, accuracy ±0,5 °C / 0 °C (Siemens equivalent)
TEKA LL	1177130	2-wire transmitter/controller, supply 22...35 Vdc, output 4...20 mA, accuracy ±0,5 °C
TEKA LU	1179130	3-wire transmitter/controller, supply 24 Vac/dc, output 0...10 V < 2 mA, accuracy ±0,5 °C
TEKA-M	117Z130	Modbus transmitter/controller, supply 24 Vac/dc, accuracy ±0,5 °C
TE-N V2	1170250	display option for the transmitters
ML-SER	1139010	transmitter commissioning tool

DUCT SENSORS



TEKA-500 sensors are designed for detecting temperatures inside ventilation ducts. Sensor detects the average temperature with 4 sensor elements.

°C

Range	-50...70 °C
Protection class	IP54, cable or probe downwards
Length	500 mm
Cable gland	M16
Mounting	with flange
Materials	PBT, PC, PA, stainless steel



TYPE	ART NO.	
TEKA PT 100-500	1173170	100 Ω / 0 °C, accuracy ±0,3 °C / 0 °C, EN 60751/B
TEKA PT 1000-500	1174170	1000 Ω / 0 °C, accuracy ±0,3 °C / 0 °C (Honeywell, Danfoss equivalent)
TEKA NTC 1.8-500	117E170	1800 Ω / 25 °C, accuracy ±0,3 °C / 25 °C (TAC equivalent)
TEKA NTC 2.2-500	1172170	2252 Ω / 25 °C, accuracy ±0,25 °C / 25 °C (Johnson equivalent)
TEKA NTC 10-500	1175170	10 kΩ / 25 °C, accuracy ±0,2 °C / 25 °C (Trend equivalent)
TEKA NTC 10-AN-500	117H170	10 kΩ / 25 °C, accuracy ±0,25 °C / 25 °C (Andover equivalent)
TEKA NTC 10-C-500	117M170	10 kΩ / 25 °C, accuracy ±0,25 °C / 25 °C (Carel equivalent)
TEKA NTC 10-KB-500	117B170	5025 Ω / 25 °C, accuracy ±0,5 °C / 25 °C (Satchwell equivalent)
TEKA NTC 20-500	1176170	20 kΩ / 25 °C, accuracy ±0,2 °C / 25 °C (Honeywell equivalent)
TEKA NI 1000-500	117C170	1000 Ω / 0 °C, accuracy ±0,4 °C / 0 °C (Sauter equivalent)
TEKA NI 1000-LG-500	1178170	1000 Ω / 0 °C, accuracy ±0,5 °C / 0 °C (Siemens equivalent)
TEKA LL-500	1177170	2-wire transmitter/controller, supply 22...35 Vdc, output 4...20 mA, accuracy ±0,5 °C
TEKA LU-500	1179170	3-wire transmitter/controller, supply 24 Vac/dc, output 0...10 V < 2 mA, accuracy ±0,5 °C
TEKA-M-500	117Z170	Modbus transmitter/controller, supply 24 Vac/dc, accuracy ±0,5 °C
TE-N V2	1170250	display option for the transmitters
ML-SER	1139010	transmitter commissioning tool

4

COMBUSTION GAS SENSORS



TESK sensors are designed for detecting combustion gas temperatures.

°C

Range	0...400 °C
Protection class	IP54, cable or probe downwards
Material	Silumin cast
Cable gland	PG16
Mounting	R ½" or with flange on order
Pressure rating	PN16



TYPE	ART NO.	
TESK PT 100	1173160	100 Ω / 0 °C, accuracy ±0,3 °C / 0 °C, EN 60751/B
TESK PT 1000	1174160	1000 Ω / 0 °C, accuracy ±0,3 °C / 0 °C (Honeywell, Danfoss equivalent)
TESK LL 0/400	1177160	2-wire transmitter, supply 22...35 Vdc, output 4...20 mA, accuracy ±0,5 °C
TESK LU 0/400	1179160	3-wire transmitter, supply 24 Vac/dc, output 0...10 V < 2 mA, accuracy ±0,5 °C

CABLE TEMPERATURE SENSORS



TEKY4 temperature sensors are designed for detecting temperatures in automatic HVAC systems. The rolled stainless steel sleeve provides good protection against water and dust.

°C



Range	-30...80 °C
Sensor	Ø 4 mm x 30 mm, stainless steel
Protection class	IP67
Cable	Ø 3,2 mm x 2,3 m, PVC, other lengths also available

TYPE	ART NO.	
TEKY4 PT 100	1173330	100 Ω / 0 °C, accuracy ±0,3 °C / 0 °C, EN 60751/B
TEKY4 PT 1000	1174330	1000 Ω / 0 °C, accuracy ±0,3 °C / 0 °C (Honeywell, Danfoss equivalent)
TEKY4 NTC 1.8	117E330	1800 Ω / 25 °C, accuracy ±0,3 °C / 25 °C (TAC equivalent)
TEKY4 NTC 2.2	1172330	2252 Ω / 25 °C, accuracy ±0,25 °C / 25 °C (Johnson equivalent)
TEKY4 NTC 10	1175330	10 kΩ / 25 °C, accuracy ±0,2 °C / 25 °C (Trend equivalent)
TEKY4 NTC 10-AN	117H330	10 kΩ / 25 °C, accuracy ±0,25 °C / 25 °C (Andover equivalent)
TEKY4 NTC 10-C	117M330	10 kΩ / 25 °C, accuracy ±0,25 °C / 25 °C (Carel equivalent)
TEKY4 NTC 10-KB	117B330	5025 Ω / 25 °C, accuracy ±0,5 °C / 25 °C (Satchwell equivalent)
TEKY4 NTC 20	1176330	20 kΩ / 25 °C, accuracy ±0,2 °C / 25 °C (Honeywell equivalent)
TEKY4 NI 1000	117C330	1000 Ω / 0 °C, accuracy ±0,4 °C / 0 °C (Sauter equivalent)
TEKY4 NI 1000-LG	1178330	1000 Ω / 0 °C, accuracy ±0,5 °C / 0 °C (Siemens equivalent)
TEKY4 T1	117V330	2226 Ω / 0 °C, accuracy ±0,4 °C / 0 °C
TEKY4 LL	1177330	2-wire transmitter/controller, supply 22...35 Vdc, output 4...20 mA, accuracy ±0,5 °C
TEKY4 LU	1179330	3-wire transmitter/controller, supply 24 Vac/dc, output 0...10 V < 2 mA, accuracy ±0,5 °C
TEU-N V2	1170270	display option for TEU LL and TEU LU transmitters
ML-SER	1139010	transmitter commissioning tool

CABLE TEMPERATURE SENSORS



TEKY6S temperature sensors are designed for detecting temperatures in automatic HVAC systems. The rolled stainless steel sleeve provides good protection against water and dust.

°C



Range	-50...150 °C
Sensor	Ø 6 mm x 45 mm, stainless steel
Protection class	IP67
Cable	Ø 5 mm x 2,3 m, silicone, other lengths also available

TYPE	ART NO.	
TEKY6S PT 100	1173340	100 Ω / 0 °C, accuracy ±0,3 °C / 0 °C, EN 60751/B
TEKY6S PT 1000	1174340	1000 Ω / 0 °C, accuracy ±0,3 °C / 0 °C (Honeywell, Danfoss equivalent)
TEKY6S NTC 10	1175340	10 kΩ / 25 °C, accuracy ±0,2 °C / 25 °C (Trend equivalent)
TEKY6S NI 1000	117C340	1000 Ω / 0 °C, accuracy ±0,4 °C / 0 °C (Sauter equivalent)
TEKY6S NI 1000-LG	1178340	1000 Ω / 0 °C, accuracy ±0,5 °C / 0 °C (Siemens equivalent)
TEKY6S LL	1177340	2-wire transmitter/controller, supply 22...35 Vdc, output 4...20 mA, accuracy ±0,5 °C
TEKY6S LU	1179340	3-wire transmitter/controller, supply 24 Vac/dc, output 0...10 V < 2 mA, accuracy ±0,5 °C
TEU-N V2	1170270	display option for TEU LL and TEU LU transmitters
ML-SER	1139010	transmitter commissioning tool

CABLE TEMPERATURE SENSORS



TEKY6 temperature sensors are designed for detecting temperatures in automatic HVAC systems. The rolled stainless steel sleeve provides good protection against water and dust.

°C



Range	-30...80 °C
Sensor	Ø 6 mm x 45 mm, stainless steel
Protection class	IP67
Cable	Ø 5 mm x 2,3 m, PVC, other lengths also available

TYPE	ART NO.	
TEKY6 PT 100	1173320	100 Ω / 0 °C, accuracy ±0,3 °C / 0 °C, EN 60751/B
TEKY6 PT 1000	1174320	1000 Ω / 0 °C, accuracy ±0,3 °C / 0 °C (Honeywell, Danfoss equivalent)
TEKY6 NTC 1.8	117E320	1800 Ω / 25 °C, accuracy ±0,3 °C / 25 °C (TAC equivalent)
TEKY6 NTC 2.2	1172320	2252 Ω / 25 °C, accuracy ±0,25 °C / 25 °C (Johnson equivalent)
TEKY6 NTC 10	1175320	10 kΩ / 25 °C, accuracy ±0,2 °C / 25 °C (Trend equivalent)
TEKY6 NTC 10-AN	117H320	10 kΩ / 25 °C, accuracy ±0,25 °C / 25 °C (Andover equivalent)
TEKY6 NTC 10-C	117M320	10 kΩ / 25 °C, accuracy ±0,25 °C / 25 °C (Carel equivalent)
TEKY6 NTC 10-KB	117B320	5025 Ω / 25 °C, accuracy ±0,5 °C / 25 °C (Satchwell equivalent)
TEKY6 NTC 20	1176320	20 kΩ / 25 °C, accuracy ±0,2 °C / 25 °C (Honeywell equivalent)
TEKY6 NI 1000	117C320	1000 Ω / 0 °C, accuracy ±0,4 °C / 0 °C (Sauter equivalent)
TEKY6 NI 1000-LG	1178320	1000 Ω / 0 °C, accuracy ±0,5 °C / 0 °C (Siemens equivalent)
TEKY6 KP 10	117J320	LM235Z, 10 mV/K, 2,98 V / 25 °C
TEKY6 LL	1177320	2-wire transmitter/controller, supply 22...35 Vdc, output 4...20 mA, accuracy ±0,5 °C
TEKY6 LU	1179320	3-wire transmitter/controller, supply 24 Vac/dc, output 0...10 V < 2 mA, accuracy ±0,5 °C
TEU-N V2	1170270	display option for TEU LL and TEU LU transmitters
ML-SER	1139010	transmitter commissioning tool

CABLE TEMPERATURE SENSORS, FLOOR



TEL sensors are designed for detecting floor temperatures. The sensor is installed in the cable duct inside the floor construction.

°C

Range	-30...80 °C
Sensor	Ø 7 mm
Cable	3 m (LIYY 2 x 0,5), PVC, other lengths also available



TYPE	ART NO.	
TEL PT 100	1173280	100 Ω / 0 °C, accuracy ±0,3 °C / 0 °C, EN 60751/B
TEL PT 1000	1174280	1000 Ω / 0 °C, accuracy ±0,3 °C / 0 °C (Honeywell, Danfoss equivalent)
TEL NTC 1.8	117E280	1800 Ω / 25 °C, accuracy ±0,3 °C / 25 °C (TAC equivalent)
TEL NTC 2.2	1172280	2252 Ω / 25 °C, accuracy ±0,25 °C / 25 °C (Johnson equivalent)
TEL NTC 10-AN	117H280	10 kΩ / 25 °C, accuracy ±0,25 °C / 25 °C (Andover equivalent)
TEL NTC 10-C	117M280	10 kΩ / 25 °C, accuracy ±0,25 °C / 25 °C (Carel equivalent)
TEL NI 1000	117C280	1000 Ω / 0 °C, accuracy ±0,4 °C / 0 °C (Sauter equivalent)
TEL NI 1000-LG	1178280	1000 Ω / 0 °C, accuracy ±0,5 °C / 0 °C (Siemens equivalent)

4

CABLE TEMPERATURE SENSORS, FLOOR



TEL 5M sensors are designed for detecting floor temperatures. The sensor is installed in the cable duct inside the floor construction.

°C

Range	-50...105 °C
Sensor	Ø 5 mm x 20 mm
Protection class	IP68
Length	5 m
Cable	Ø 3 mm x 5 m, 2 x AWG24 (rigid, double insulation)



TYPE	ART NO.	
TEL NTC 10-5M	1175281	10 kΩ / 25 °C, accuracy ±0,2 °C / 25 °C (Trend equivalent)
TEL NTC 20-5M	1176281	20 kΩ / 25 °C, accuracy ±0,2 °C / 25 °C (Honeywell equivalent)

CABLE TEMPERATURE SENSORS, SOIL INSTALLATION



TEM sensors are designed for detecting temperatures in road ramps and street constructions. The sensor must be installed in a cable duct.

°C

Range	-30...80 °C
Sensor	Ø 9 mm
Cable	5 m (PUR 2 x 0,75), other lengths also available



TYPE	ART NO.	
TEM PT 100	1173310	100 Ω / 0 °C, accuracy ±0,3 °C / 0 °C, EN 60751/B
TEM PT 1000	1174310	1000 Ω / 0 °C, accuracy ±0,3 °C / 0 °C (Honeywell, Danfoss equivalent)
TEM NTC 1.8	117E310	1800 Ω / 25 °C, accuracy ±0,3 °C / 25 °C (TAC equivalent)
TEM NTC 2.2	1172310	2252 Ω / 25 °C, accuracy ±0,25 °C / 25 °C (Johnson equivalent)
TEM NTC 10	1175310	10 kΩ / 25 °C, accuracy ±0,2 °C / 25 °C (Trend equivalent)
TEM NTC 10-AN	117H310	10 kΩ / 25 °C, accuracy ±0,25 °C / 25 °C (Andover equivalent)
TEM NTC 10-C	117M310	10 kΩ / 25 °C, accuracy ±0,25 °C / 25 °C (Carel equivalent)
TEM NTC 20	1176310	20 kΩ / 25 °C, accuracy ±0,2 °C / 25 °C (Honeywell equivalent)
TEM NI 1000	117C310	1000 Ω / 0 °C, accuracy ±0,4 °C / 0 °C (Sauter equivalent)
TEM NI 1000-LG	1178310	1000 Ω / 0 °C, accuracy ±0,5 °C / 0 °C (Siemens equivalent)

ROOM TEMPERATURE SENSORS



TEHR sensors are designed for detecting room temperatures.

°C

Range	0...50 °C
Protection class	IP20
Material	ABS plastic
Mounting	with screws on wall or on junction box (hole distance 60 mm)
Dimensions	86 x 86 x 32 mm



TYPE	ART NO.	
TEHR PT 100	1173190	100 Ω / 0 °C, accuracy ±0,3 °C / 0 °C, EN 60751/B
TEHR PT 1000	1174190	1000 Ω / 0 °C, accuracy ±0,3 °C / 0 °C (Honeywell, Danfoss equivalent)
TEHR NTC 1.8	117E190	1800 Ω / 25 °C, accuracy ±0,3 °C / 25 °C (TAC equivalent)
TEHR NTC 2.2	1172190	2252 Ω / 25 °C, accuracy ±0,25 °C / 25 °C (Johnson equivalent)
TEHR NTC 10	1175190	10 kΩ / 25 °C, accuracy ±0,2 °C / 25 °C (Trend equivalent)
TEHR NTC 10-AN	117H190	10 kΩ / 25 °C, accuracy ±0,25 °C / 25 °C (Andover equivalent)
TEHR NTC 10-C	117M190	10 kΩ / 25 °C, accuracy ±0,25 °C / 25 °C (Carel equivalent)
TEHR NTC 10-KB	117B190	5025 Ω / 25 °C, accuracy ±0,5 °C / 25 °C (Satchwell equivalent)
TEHR NTC 20	1176190	20 kΩ / 25 °C, accuracy ±0,2 °C / 25 °C (Honeywell equivalent)
TEHR NI 1000	117C190	1000 Ω / 0 °C, accuracy ±0,4 °C / 0 °C (Sauter equivalent)
TEHR NI 1000-LG	1178190	1000 Ω / 0 °C, accuracy ±0,5 °C / 0 °C (Siemens equivalent)
TEHR KP 10	117J190	LM235Z, 10 mV/K, 2,98 V / 25 °C
TEHR T1	117V190	2226 Ω / 0 °C, accuracy ±0,4 °C / 0 °C

OPTIONS

TEHR-K5	1170240	5-position rotary switch (1, 2, 3, 0, A) 24 Vac/dc
TEHR-L	1170100	LED 24 V
TEHR-S	1170080	push button (no / nc) 24 Vac/dc
TEHR-N	1170140	digital display, input 0...10 V = 0...50 °C

ROOM TEMPERATURE SENSORS



TEHR-P sensors are designed for detecting room temperatures and adjusting the temperature set point. The potentiometer value and the fitting resistor values can be defined in the order.

°C + set point adjustment



Range	0...50 °C
Protection class	IP20
Material	ABS plastic
Mounting	with screws on wall or on junction box (hole distance 60 mm)
Dimensions	86 x 86 x 32 mm

TYPE	ART NO.	
TEHR PT 100-P	1173230	100 Ω / 0 °C, accuracy ±0,3 °C / 0 °C, EN 60751/B
TEHR PT 1000-P	1174230	1000 Ω / 0 °C, accuracy ±0,3 °C / 0 °C (Honeywell, Danfoss equivalent)
TEHR NTC 1.8-P	117E230	1800 Ω / 25 °C, accuracy ±0,3 °C / 25 °C (TAC equivalent)
TEHR NTC 2.2-P	1172230	2252 Ω / 25 °C, accuracy ±0,25 °C / 25 °C (Johnson equivalent)
TEHR NTC 10-AN-P	117H230	10 kΩ / 25 °C, accuracy ±0,25 °C / 25 °C (Andover equivalent)
TEHR NTC 10-C-P	117M230	10 kΩ / 25 °C, accuracy ±0,25 °C / 25 °C (Carel equivalent)
TEHR NTC 10-P	1175230	10 kΩ / 25 °C, accuracy ±0,2 °C / 25 °C (Trend equivalent)
TEHR NTC 20-P	1176230	20 kΩ / 25 °C, accuracy ±0,2 °C / 25 °C (Honeywell equivalent)
TEHR NI 1000-LG-P	1178230	1000 Ω / 0 °C, accuracy ±0,5 °C / 0 °C (Siemens equivalent)
TEHR NI 1000-P	117C230	1000 Ω / 0 °C, accuracy ±0,4 °C / 0 °C (Sauter equivalent)
TEHR KP 10-P	117J230	LM235Z, 10 mV/K, 2,98 V / 25 °C

OPTIONS

TEHR-K5	1170240	5-position rotary switch (1, 2, 3, 0, A) 24 Vac/dc
TEHR-L	1170100	LED 24 V
TEHR-S	1170080	push button (no / nc) 24 Vac/dc
TEHR-N	1170140	digital display, input 0...10 V = 0...50 °C

ROOM TEMPERATURE TRANSMITTERS



TEHR LL (2-wire, 4...20 mA) and TEHR LU (3-wire, 0...10 V) are temperature transmitters for dry room spaces. The output range is selectable. TEHR-M output is available via Modbus and as a 0...10 V signal.

°C



Range	0...50 °C
Accuracy	±0,5 °C at 0 °C
Sensor	Pt1000 EN 60751/B
Protection class	IP20
Material	ABS plastic
Ambient temperature	0...50 °C
Mounting	with screws on wall or on a junction box (hole distance 60 mm)
Dimensions	86 x 86 x 32 mm
Transmitter	2-wire

TYPE	ART NO.	
TEHR LL	1177190	2-wire transmitter, supply 22...35 Vdc, output 4...20 mA
TEHR LL-N	1177191	with display
TEHR LU	1179190	3-wire transmitter, supply 24 Vac/dc, output 0...10 V < 2 mA
TEHR LU-PU	1179350	3-wire transmitter, supply 24 Vac/dc, output 0...10 V < 2 mA, 0...10 V potentiometer
TEHR LU-PU-N	1179351	with display, 0...10 V potentiometer
TEHR LU-N	1179191	with display
TEHR-M	117Z190	3-wire transmitter, supply 24 Vac/dc, output 0...10 V < 2 mA, Modbus
TEHR-M-PU	117Z350	3-wire transmitter, supply 24 Vac/dc, output 0...10 V < 2 mA, Modbus, 0...10 V potentiometer
TEHR-M-PU-N	117Z351	with display, Modbus, 0...10 V potentiometer
TEHR-M-N	117Z191	with display, Modbus
ML-SER	1139010	transmitter commissioning tool

OPTIONS

TEHR-K5	1170240	5-position rotary switch (1, 2, 3, 0, A) 24 Vac/dc
TEHR-K5R	1170241	5-position rotary switch with resistance output
TEHR-P	1170120	passive potentiometer (not available for M models)
TEHR-N V2	1170260	display

ROOM TEMPERATURE SENSORS



TEHU sensors are designed for detecting room temperatures. Flush mounting.

°C

Range	0...50 °C
Protection class	IP20
Material	ABS plastic
Mounting	on a junction box



TYPE	ART NO.	
TEHU PT 100	1173150	100 Ω / 0 °C, accuracy ±0,3 °C / 0 °C EN 60751/B
TEHU PT 1000	1174150	1000 Ω / 0 °C, accuracy ±0,3 °C / 0 °C (Honeywell, Danfoss equivalent)
TEHU NTC 1.8	117E150	1800 Ω / 25 °C, accuracy ±0,3 °C / 25 °C (TAC equivalent)
TEHU NTC 2.2	1172150	2252 Ω / 25 °C, accuracy ±0,25 °C / 25 °C (Johnson equivalent)
TEHU NTC 10	1175150	10 kΩ / 25 °C, accuracy ±0,2 °C / 25 °C (Trend equivalent)
TEHU NTC 10-AN	117H150	10 kΩ / 25 °C, accuracy ±0,25 °C / 25 °C (Andover equivalent)
TEHU NTC 10-C	117M150	10 kΩ / 25 °C, accuracy ±0,25 °C / 25 °C (Carel equivalent)
TEHU NTC 10-KB	117B150	5025 Ω / 25 °C, accuracy ±0,5 °C / 25 °C (Satchwell equivalent)
TEHU NTC 20	1176150	20 kΩ / 25 °C, accuracy ±0,2 °C / 25 °C (Honeywell equivalent)
TEHU NI 1000	117C150	1000 Ω / 0 °C, accuracy ±0,4 °C / 0 °C (Sauter equivalent)
TEHU NI 1000-LG	1178150	1000 Ω / 0 °C, accuracy ±0,5 °C / 0 °C (Siemens equivalent)
TEHU KP 10	117J150	LM235Z, 10 mV/K, 2,98 V / 25 °C

4

OUTDOOR TEMPERATURE SENSORS



TEU sensors are designed for detecting outdoor temperatures.

°C

Range	-50...50 °C
Protection class	IP54, cable downwards
Cable gland	M16
Mounting	with screws on wall, external lugs
Materials	PBT, PC, PA



TYPE	ART NO.	
TEU PT 100	1173090	100 Ω / 0 °C, accuracy ±0,3 °C / 0 °C, EN 60751/B
TEU PT 1000	1174090	1000 Ω / 0 °C, accuracy ±0,3 °C / 0 °C (Honeywell, Danfoss equivalent)
TEU NTC 1.8	117E090	1800 Ω / 25 °C, accuracy ±0,3 °C / 25 °C (TAC equivalent)
TEU NTC 2.2	1172090	2252 Ω / 25 °C, accuracy ±0,25 °C / 25 °C (Johnson equivalent)
TEU NTC 10	1175090	10 kΩ / 25 °C, accuracy ±0,2 °C / 25 °C (Trend equivalent)
TEU NTC 10-AN	117H090	10 kΩ / 25 °C, accuracy ±0,25 °C / 25 °C (Andover equivalent)
TEU NTC 10-C	117M090	10 kΩ / 25 °C, accuracy ±0,25 °C / 25 °C (Carel equivalent)
TEU NTC 10-KB	117B090	5025 Ω / 25 °C, accuracy ±0,5 °C / 25 °C (Satchwell equivalent)
TEU NTC 20	1176090	20 kΩ / 25 °C, accuracy ±0,2 °C / 25 °C (Honeywell equivalent)
TEU NI 1000	117C090	1000 Ω / 0 °C, accuracy ±0,4 °C / 0 °C (Sauter equivalent)
TEU NI 1000-LG	1178090	1000 Ω / 0 °C, accuracy ±0,5 °C / 0 °C (Siemens equivalent)
TEU KP 10	117J090	LM235Z, 10 mV/K, 2,98 V / 25 °C
TEU T1	117V090	2226 Ω / 0 °C, accuracy ±0,4 °C / 0 °C

OUTDOOR TEMPERATURE TRANSMITTERS



TEU transmitters are designed for detecting outdoor temperatures.

°C

Range	-50...50, -50...150, 0...50, 0...100 °C
Accuracy	±0,5 °C (0 °C)
Sensor	Pt1000 EN 60751/B
Protection class	IP54, cable downwards
Ambient temperature	-30...60 °C
Cable gland	M16
Mounting	with screws on wall, external lugs
Materials	PBT, PC, PA
Dimensions	115 x 115 x 45 mm



TYPE	ART NO.	
TEU LL	1177090	2-wire transmitter, supply 22...35 Vdc, output 4...20 mA, accuracy ±0,5 °C
TEU LU	1179090	3-wire transmitter, supply 24 Vac/dc, output 0...10 V < 2 mA, accuracy ±0,5 °C
TEU-N V2	1170270	display option for TEU LL and TEU LU transmitters
ML-SER	1139010	transmitter commissioning tool

4

INDUSTRIAL TEMPERATURE SENSORS



TES sensors are designed for detecting temperatures in dusty, hot and wet (industrial) spaces.

IP67, °C

Range	-50...120 °C
Protection class	IP67, cable downwards
Material	Silumin cast
Cable gland	PG11
Mounting	with screws on wall



TYPE	ART NO.	
TES PT 100	1173100	100 Ω / 0 °C, accuracy ±0,3 °C / 0 °C, EN 60751/B
TES PT 1000	1174100	1000 Ω / 0 °C, accuracy ±0,3 °C / 0 °C (Honeywell, Danfoss equivalent)
TES NTC 1.8	117E100	1800 Ω / 25 °C, accuracy ±0,3 °C / 25 °C (TAC equivalent)
TES NTC 2.2	1172100	2252 Ω / 25 °C, accuracy ±0,25 °C / 25 °C (Johnson equivalent)
TES NTC 10	1175100	10 kΩ / 25 °C, accuracy ±0,2 °C / 25 °C (Trend equivalent)
TES NTC 10-AN	117H100	10 kΩ / 25 °C, accuracy ±0,25 °C / 25 °C (Andover equivalent)
TES NTC 10-C	117M100	10 kΩ / 25 °C, accuracy ±0,25 °C / 25 °C (Carel equivalent)
TES NTC 10-KB	117B100	5025 Ω / 25 °C, accuracy ±0,5 °C / 25 °C (Satchwell equivalent)
TES NTC 20	1176100	20 kΩ / 25 °C, accuracy ±0,2 °C / 25 °C (Honeywell equivalent)
TES NI 1000	117C100	1000 Ω / 0 °C, accuracy ±0,4 °C / 0 °C (Sauter equivalent)
TES NI 1000-LG	1178100	1000 Ω / 0 °C, accuracy ±0,5 °C / 0 °C (Siemens equivalent)
TES KP 10	117J100	LM235Z, 10 mV/K, 2,98 V / 25 °C

TEMPERATURE TRANSMITTERS



°C

LLK V2 and LUK V2 are transmitters for temperature measuring. LLK V2 is a 2-wire transmitter converting the sensor resistance to the 4...20 mA signal. LUK V2 is a 3-wire transmitter converting the sensor signal to the 0...10 V signal. The transmitter needs a separate Pt1000 sensor.



Supply	24 Vac/dc, < 1 VA (LUK V2), 22...35 Vdc (LLK V2)
Range	-50...50, -50...150, 0...50, 0...100 °C
Accuracy	±0,5 °C (0 °C)
Sensor	PT 1000 EN60751/B (not included)
Output (LLK V2)	4...20 mA
Output (LUK V2)	0...10 Vdc, 2 mA
Protection class	IP54, cable downwards
Ambient temperature	-30...60 °C
Cable gland	2 X M16
Dimensions	115 x 115 x 45 mm

4

TYPE	ART NO.	
LLK V2	1182230	2-wire transmitter
LLK-N V2	1182231	2-wire transmitter with display
LUK-N V2	1182241	3-wire transmitter with display
LUK V2	1182240	3-wire transmitter
ML-SER	1139010	transmitter commissioning tool

TEMPERATURE SENSOR SIMULATOR



TESIM sensor simulators are designed for simulating temperature sensor when testing a control system.

Range	5 selectable temperature values (-50, -20, 0, 20, 50 °C)
Accuracy (PT 1000)	±0,15 °C at 0 °C
Accuracy (NTC 10)	±0,25 °C at 25 °C
Protection class	IP54
Cable	0,9 m, banana jacks



TYPE	ART NO.	
TESIM PT 1000	1170220	Pt1000 simulator
TESIM NTC 10	1170230	NTC 10 simulator

PROTECTIVE CASING FOR ROOM SENSOR



KO IVS is a protective casing for room sensors in spaces like sports halls. Casing is transparent and with a lock.

Ambient temperature	0...50 °C
Mounting	with screws (included)
Materials	PC plastic
Dimensions	136 x 136 x 40 mm



TYPE	ART NO.	
KO IVS	KO5239	protective casing for room sensors

THERMOSTATS

Frost protection thermostats for air handling units protect water radiators against freezing. The electronic thermostats are suitable for limiting and regulating temperature with PT 1000 resistance sensors. Available in DIN housing or 11-connection relay housing.

- ▶ Air handling unit frost protection
- ▶ Selectable sensor type



FROST PROTECTION THERMOSTATS



Frost protection thermostats are protective devices for preventing heating coils from freezing in the air handling units.

DIN housing

Supply	24 V _{ac} , < 2 VA
Input	0...10 V _{dc} , 10 mA
Range	0...100 °C
Output (control)	230 V _{ac} , 8 A, res.
Output (alarm)	60 V _{dc} , 1 A
Output (actuator)	0...10 V _{dc} , 10 mA
Protection class	IP20
Mounting	For 35 mm DIN rail



TYPE	ART NO.	
JVA 24	1110110	forecasting, regulating; selectable sensor type (Pt1000, Ni1000-LG, PTC 1000/2000)
JVS 24	1110120	adjustable forecasting, regulating; selectable sensor type (Pt1000, Ni1000-LG, PTC 1000/2000)

FROST PROTECTION THERMOSTATS



Frost protection thermostats are protective devices for preventing heating coils from freezing in the air handling units.

11-pole relay housing

Supply	24 Vac, < 2 VA
Input	0(2)...10 V, 10 mA
Range	0...100 °C
Output (control)	50 Vac, 6 A, res.
Output (alarm)	24 Vdc, 1 A
Output (actuator)	0...10 Vdc, 10 mA
Protection class	IP20
Mounting	11-pole relay housing



TYPE	ART NO.	
EJV 24-PT	1110080	for Pt1000 sensor (1000 Ω / 0 °C), AR 1 relay included
JV 24-PT	1110090	for Pt1000 sensor (1000 Ω / 0 °C), contact output 50 Vac 6 A res.

TRANSDUCERS AND ACCESSORIES

The transducers and accessories product group offers a large number of devices that help you finalize regulation and control solutions ranging from useful Modbus I/O modules to DA converters and helpful relays for water leakage detection, including occupancy and movement detection and timers.

► Useful devices for finalizing BA projects

Converters I/O
Transducers
4-20mA
0-10Vdc
Relay



I/O MODULES



MIO 12 I/O modules can read analogue and/or digital inputs, and control thermal or 3-point actuators and also 0...10 V analogue outputs. The module has RS-485 connection for Modbus RTU communication.

Supply	24 Vac, < 2 VA
Input	MIO 12-PT: 4 x Pt1000 or 4 x potential free digital input MIO 12-V: 4 x 0...10 Vdc or 4 x potential free digital input MIO 12-NILG: 4 x Ni1000-LG or 4 x potential free digital input
Output (voltage)	4 x 0...10 Vdc, 2 mA
Output (triac)	4 x 24 Vac, 1 A, for thermal actuators or two 3-point actuators
Protection class	IP20
Ambient temperature	5...40 °C
Mounting	For 35 mm DIN rail
Dimensions	53 x 90 x 58 mm



TYPE	ART NO.	
MIO 12-PT	1181300	Modbus I/O, 4 analogue inputs (Pt1000) or potential free digital inputs
MIO 12-V	1181310	Modbus I/O, 4 analogue inputs (0...10 V) or potential free digital inputs
MIO 12-NILG	1181320	Modbus I/O, 4 analogue inputs (Ni1000-LG) or potential free digital inputs

TRANSDUCERS



DA 6 converts 1...6 digital (contact) inputs into one analogue 0...10 V or 4...20 mA output. The state of each contact can be identified by the control system software.

Supply	24 Vac, < 1 VA
Input	6 x potential free contact input
Output (1)	0...10 Vdc, 2 mA
Output (2)	4...20 mA, 500 Ω
Protection class	IP20
Mounting	for 35 mm DIN rail
Dimensions	68 x 77 x 42 mm



TYPE	ART NO.	
DA 6	1182040	DI/AO converter

TRANSDUCERS



ISO 10 provides galvanic isolation between input and output signals and supply. Signal can also be converted, e.g. a 0...10 V signal into a 4...20 mA signal.

Supply	24 Vac/dc, < 2 VA
Input	0...1 V, 0...10 V, 2...10 V, 0...20 mA or 4...20 mA
Output	0...10 Vdc, 2 mA, or 2...10 Vdc
Output	0...20 mA, 500 Ω, or 4...20 mA
Protection class	IP20
Ambient temperature	0...50 °C
Mounting	For 35 mm DIN rail

signal isolator



TYPE	ART NO.	
ISO 10	1182060	signal isolator

TRANSDUCERS



PMU 3 converts a 0...10 Vdc signal into a 24 Vac 3-point control signal.

Supply	24 Vac, < 1 VA
Input	0...10 Vdc, 1 mA
Output	24 Vac, 2 A, for 3-point actuator
Output (actuator running time)	adjustable, 15...240 s
Protection class	IP20
Mounting	11-pole relay housing

0...10 V -> 3-point control



TYPE	ART NO.	
PMU 3	1182120	from 0...10 V to 3-point converter

TRANSDUCERS



UMP 3 converts a 3-point control signal into a 0...10 Vdc signal.

3-point control -> 0...10 V

Supply	24 Vac, < 1 VA
Input	10...40 Vac/dc
Output	0...10 Vdc, 1 mA
Output (change speed)	adjustable, 15...240 s
Protection class	IP20
Mounting	11-pole relay housing



TYPE	ART NO.	
UMP 3	1182150	from 3-point to 0...10 V converter

TRANSDUCERS



UV 10 is an amplifier for 0...10 V signals. UV 10 can also be used for controlling fluorescent lamps with electronic transformers.

0...10 V -> 0...10 V (10...0 V)

Supply	24 Vac/dc, < 0.5 VA
Input	0(2)...10 Vdc, 0,5 mA
Output	0(2)...10 Vdc < 20 mA, or inverted
Protection class	IP20
Dimensions	23 x 77 x 45 mm



TYPE	ART NO.	
UV 10	1182160	signal amplifier

TRANSDUCERS



AO 2 and AO 3 are signal converters designed for HVAC applications. The converters divide one 0...10 V signal to two (AO 2) or three (AO 3) 0...10 V signals.

0...10 V -> 2 x 0...10 V / 3 x 0...10 V

Supply	24 Vac/dc, < 0.5 VA
Input	0...10 Vdc, 0,2 mA
Output (AO 2)	2 x 0...10 Vdc, 2 mA Y1 = 0...10 V if IN = 0 - 5...13 V Y2 = 0...10 V if IN = 5...13 V
Output (AO 3)	3 x 0...10 Vdc, 2 mA Y1 = 0...10 V if IN = 0 - 3,3...13 V Y2 = 0...10 V if IN = 3,3 - 6,6...13 V Y3 = 0...10 V if IN = 6,6...13 V
Protection class	IP20
Mounting	For 35 mm DIN rail
Dimensions	23 x 77 x 41 mm



TYPE	ART NO.	
AO 2	1182220	signal divider, 2 outputs
AO 3	1182210	signal divider, 3 outputs

TRANSFORMERS



JY is a switch mode power supply converting a 24 Vac/dc supply into a lower DC voltage supply. Electronic protection for overloading.

24 Vac/dc -> 3,6...24 Vdc

Supply	24 Vac/dc
Output	3.6...24 Vdc, 1 A (0...12 V); 0,5 A (12...24 V)
Protection class	IP20
Mounting	For 35 mm DIN rail
Dimensions	45 x 90 x 58 mm



TYPE	ART NO.	
JY	1184020	AC/DC to DC transformer

TRANSFORMERS



M230/24-15 transforms 230 Vac supply to 12/24 Vac supply.

230 Vac -> 12/24 Vac, 15 VA

Supply	230 Vac, < 15 VA
Output	24 Vac, 15 VA / 12 Vac, 7,5 VA
Protection class	IP20
Mounting	For 35 mm DIN rail
Dimensions	35 x 87 x 60 mm



TYPE	ART NO.	
M230/24-15	1184090	transformer

TRANSFORMERS



M230/24-30 transforms 230 Vac supply to 12/24 Vac supply.

230 Vac -> 12/24 Vac, 30 VA

Supply	230 Vac, < 30 VA
Output	24 Vac, 30 VA / 12 Vac, 15 VA
Protection class	IP20
Mounting	For 35 mm DIN rail
Dimensions	54 x 87 x 60 mm



TYPE	ART NO.	
M230/24-30	1184050	transformer

TRANSFORMERS



M230/12-4 transforms 230 Vac supply to 12 Vdc 4 VA supply.

230 Vac -> 12 Vdc, 4 VA

Supply	230 Vac, < 4 VA
Output	12 Vdc, 250 mA
Protection class	IP20



TYPE	ART NO.	
M230/12-4	1184080	230 Vac/12 Vdc 4 VA power supply

TRANSFORMERS



T20 transforms 230 Vac supply to 24 Vac supply.

230 Vac -> 24 Vac, 20 VA

Supply	230 Vac, < 20 VA
Output	24 Vac, 20 VA
Protection class	IP33



TYPE	ART NO.	
T20	1184100	transformer

TRANSFORMERS



T28 transforms 230 Vac supply to 24 Vac supply.

230 Vac -> 24 Vac, 28 VA

Supply	230 Vac, < 28 VA
Output	24 Vac, 28 VA
Protection class	IP44
Mounting	with screws



TYPE	ART NO.	
T28	1184110	transformer

TRANSFORMERS



T40 transforms 230 Vac supply to 24 Vac supply.

230 Vac -> 24 Vac, 38 VA

Supply	230 Vac, < 38 VA
Output	24 Vac, 38 VA
Protection class	IP54
Mounting	with screws



TYPE	ART NO.	
T40	1184120	transformer

TRANSFORMERS



T60 transforms 230 Vac supply to 24 Vac supply.

230 Vac -> 24 Vac, 60 VA

Supply	230 Vac, < 60 VA
Output	24 Vac, 60 VA
Protection class	IP54
Mounting	with screws



TYPE	ART NO.	
T60	1184130	transformer

TRANSFORMERS



T120 transforms 230 Vac supply to 24 Vac supply.

230 Vac -> 24 Vac, 120 VA

Supply	230 Vac, < 220 VA
Output	24 Vac, 220 VA
Protection class	IP54
Mounting	with screws



TYPE	ART NO.	
T120	1184140	transformer

TRANSFORMERS



T220 transforms 230 Vac supply to 24 Vac supply.

230 Vac -> 24 Vac, 220 VA

Supply	230 Vac, < 220 VA
Output	24 Vac, 220 VA
Protection class	IP54
Mounting	with screws



TYPE	ART NO.	
T220	1184220	transformer

OCCUPANCY SENSORS



LA 14 is an occupancy sensor for controlling ventilation and lighting. Intelligent, processor based, logic prevents false functions being at the same time very sensible. Relay function is quiet and the release delay is adjustable.

Supply	24 Vac/dc, < 0.5 VA
Output (signal)	60 Vdc, 100 mA, NC or NO. Delay is selectable (2 s, 2 min, 10 min or 20 min)
Protection class	IP20
Mounting	flush (surface mounting casing optional)
Materials	white plastic



TYPE	ART NO.	
LA 14	1185050	occupancy sensor
KO PRA	KO3602	casing for surface mounting

OCCUPANCY SENSORS



LA 15 is designed for controlling lighting. Up to 1.5 A continuous fluorescent lighting load is allowed.

Supply	24 Vac/dc
Output (signal)	60 Vdc, 100 mA, NC or NO. Delay 2 s.
Output (lighting)	250 Vac, 1.5 VA, delay is selectable (2 s, 2 min, 10 min or 20 min)
Protection class	IP20
Mounting	flush (surface mounting casing optional)
Materials	white plastic



TYPE	ART NO.	
LA 15	1185060	movement / occupancy sensor for switching lighting on/off
LA-RAJ	1185070	180° area guard for occupancy sensor
KO PRA	KO3602	casing for surface mounting

OCCUPANCY SENSORS



PLT 24 is a detector for monitoring occupancy through body heat and movements. The passive infrared PIR detector reacts to temperature changes in the range of the detection beams. Mounting bracket and screws are included to the delivery.

Supply	24 Vac/dc
Output (alarm)	60 Vdc, 100 mA, NC or NO, delay is selectable (2 s, 2 min, 10 min or 20 min)
Protection class	IP20
Ambient temperature	-10...45 °C
Dimensions	64 x 95 x 50 mm



TYPE	ART NO.	
PLT 24	1185040	PIR movement detector
PLT 24-K	1185045	PIR movement detector, ceiling mounting

OCCUPANCY SENSORS



PLT 12 is a detector for monitoring occupancy through body heat and movements. The detector is passive infrared (PIR) which reacts to temperature changes in range of the detection beams. Mounting bracket and screws are included to the delivery.

Supply	12 Vdc
Output (alarm)	24 Vdc, 100 mA, NC
Protection class	IP20
Ambient temperature	-10...40 °C
Dimensions	64 x 95 x 50 mm



TYPE	ART NO.	
PLT 12	1185080	PIR movement detector

TIMERS



LAP timers are designed for extending plant operating hours by pushing a button. The selected time is indicated by an indicator light.

Supply	24 Vac / 230 Vac, 2 VA
Range (LAP 1)	12, 24, 36, 48 or 60 minutes
Range (LAP 5)	1, 2, 3, 4 or 5 hours
Range (LAP 10)	2, 4, 6, 8 or 10 hours
Accuracy (time)	±10 s/h
Output	250 Vac, 8 A, res., change-over contact
Protection class	IP20
Mounting	on a junction box or on the wall surface, surface mounting casing included



TYPE	ART NO.	
LAP 1	1185025	12...60 minutes (max. time can be restricted to 12...36 minutes)
LAP 5	1185020	1...5 hours (max. time can be restricted to 1...3 hours)
LAP 10	1185021	2...10 hours (max. time can be restricted to 2...6 hours)

PUSH BUTTONS



PJP is a low voltage push button device with 1, 2 or 4 buttons and indicator lights. The indicator lights are controlled externally.

Output	60 Vdc, 0.8 A
Protection class	IP20
Mounting	flush (surface mounting casing optional)



6

TYPE	ART NO.	
PJP 1	1185030	1 push button and 1 indicator light
PJP 2	1185031	2 push buttons and 2 indicator lights
PJP 4	1185032	4 push buttons and 4 indicator lights
KO PRA	KO3602	casing for surface mounting

INDICATOR LIGHTS



LEKA 24 is an indicator light device with green and red light.

24 Vac/dc

Supply	24 Vac/dc, < 0.5 VA
Input	2 x 24 Vac/dc
Protection class	IP20
Mounting	flush (surface mounting casing optional)
Dimensions	85 x 85 x 17 mm



TYPE	ART NO.	
LEKA 24	1185090	indicator light
KO PRA	KO3602	casing for surface mounting

RELAYS



RY 1 and AR 1 are relays with a 24 Vac/dc coil voltage. RYVA 16 can be used for lighting control because it withstands a short-term inrush current peak.

coil 24 Vac/dc

Input	24 Vac/dc, 0,5 VA
Output	250 Vac, 10 A, res.
Protection class	IP20
Mounting	For 35 mm DIN rail



TYPE	ART NO.	
AR 1	1183010	relay with normally open (NO) contact, width 13 mm
RYVA 16	1183060	relay for fluorescent lamps, 10 A (inrush current < 80 A, < 2,5 ms)
RY 1	1183020	relay with change-over contact, width 23 mm
RY 1-K	1183021	relay with change-over contact, socket connection at the output

RELAYS



RY 1-U and RY 1-U-K are voltage controlled relays with 0...10 V input.

input 0...10 Vdc

Supply	24 Vac/dc, < 1 VA
Set point	adjustable, 0...10 V
Input	0...10 Vdc, 0,2 mA
Range	0...10 V
Output	250 Vac, 8 A, res., change-over contact
Protection class	IP20
Mounting	For 35 mm DIN rail
Dimensions	23 x 77 x 41 mm



TYPE	ART NO.	
RY 1-U	1183040	voltage controlled relay
RY 1-U-K	1183041	voltage controlled relay, socket connection at the output

RELAYS



3-speed relay units for controlling fan coils (fan speed). FCRY 3 is for 0...10 Vdc input, and FCRY 3-R is for 3...7 kΩ input.

for fan coil controls

Supply	24 Vac/dc, < 1.5 VA
Set point	FCRY 3: adjustable, factory settings 2,5 V, 5,0 V and 7,5 V FCRY 3-R: 3 kΩ = RL4; 4 kΩ = off; 5 kΩ = RL1; 6 kΩ = RL2; 7 kΩ = RL3
Input	0...10 Vdc, 0,2 mA (FCRY 3)
Input	3...7 kΩ (FCRY 3-R)
Output	3 x 230 Vac, 8 A, res. NO (interlocked)
Protection class	IP20
Mounting	For 35 mm DIN rail
Dimensions	45 x 90 x 48 mm



TYPE	ART NO.	
FCRY 3	1183070	fan coil relay, input 0...10 Vdc
FCRY 3-R	1183080	fan coil relay, input 3...7 kΩ

RELAYS



RL203 can be used to control a fan coil in up to three speeds with 240 V relays with closing function. Up to 10 relay units can be connected as master / slave to a single control unit.

Output	3 x 240 Vac, 2.4 A, maximum resistive load 4,0 A
Protection class	IP44
Materials	ABS plastic
Dimensions	80 x 122 x 40 mm



TYPE	ART NO.	
RL203	1155070	relay unit
K201	1155071	control cable (15 cm) for relay unit

RELAYS



TH 5 is a surface mounted driver that can drive several parallel connected thermal actuators.

driver for thermal actuators

Supply	24 Vac
Input	5...30 Vac/dc, 10 mA
Output	5 x 24 Vac, 0.6 A, total load max. 3 A
Protection class	IP66
Material	PP plastic
Mounting	with screws on wall or on junction box (hole distance 60 mm)



TYPE	ART NO.	
TH 5	1183090	driver for thermal actuators, 5 outputs

CONDENSATION SWITCH



Condensation switch KA 10 is designed for detecting water condensation in cooling systems, for example in cooling beams. With the condensation switch it is possible to control the cooling water supply when the water starts to condensate on the pipe. The KA 10-EXT model has an external condensation sensor.

0...10 V output, relay output



Supply	24 Vac/dc, < 1 VA
Output	0...10 Vdc, condensation information
Output	24 Vac/dc, 1 A, relay output
Protection class	IP54, cable downwards
Ambient temperature	0...50 °C
Cable gland	M16
Mounting	with two cable ties on the side or under the pipe (Ø10...100 mm)

TYPE	ART NO.	
KA 10	1187030	condensation switch
KA 10-EXT	1187031	condensation switch with external sensor, cable length 2 m

CONDENSATION SENSOR



KEK 1 condensation sensor is designed for detecting water condensation in cooling systems, for example in cooling beams.

Nominal resistance	approx. 100 kΩ at condensation point
Cable	2 m
Mounting	with two cable ties on the side or under the pipe (Ø10...100 mm)



6

TYPE	ART NO.	
KEK 1	1187040	condensation sensor

WATER LEAKAGE RELAY



VVK 2 monitors the status of the water leakage sensors connected to the relay. When the sensor becomes wet the resistance decreases and the alarm relay will be activated. Also the sensor circuit is monitored (alarms if $R > 330 \text{ k}\Omega$).

Supply	24 Vac/dc, < 2 VA
Set point	< 10 k Ω or < 80 k Ω
Range	10...300 k Ω or 10 k Ω / 80...300 k Ω , selectable
Output	60 Vdc, 2 A, res. change-over contact
Protection class	IP20
Mounting	For 35 mm DIN rail



TYPE	ART NO.	
VVK 2	1187024	water leakage relay

WATER LEAKAGE RELAY



LPH 10 monitors the resistance of the sensors. When the sensor becomes wet, the resistance decreases and the alarm relay is activated.

Supply	24 Vac/dc, < 2 VA
Set point	approx. 10 k Ω
Output (alarm)	60 Vdc, 300 mA, res. change-over contact. Alarm is also indicated with an indicator light and buzzer.
Protection class	IP20
Material	ABS plastic
Mounting	with screws on wall or on junction box (hole distance 60 mm)
Dimensions	87 x 86 x 32 mm



TYPE	ART NO.	
LPH 10	1187010	water leakage relay

WATER LEAKAGE SENSORS



VVA and VVN sensors will be used with VVK 2 and LPH 10.
The sensors can be installed on the floor and VVN also e.g. on the bottom of the pipe monitoring possible condensation.

Nominal resistance approx. 300 k Ω when dry

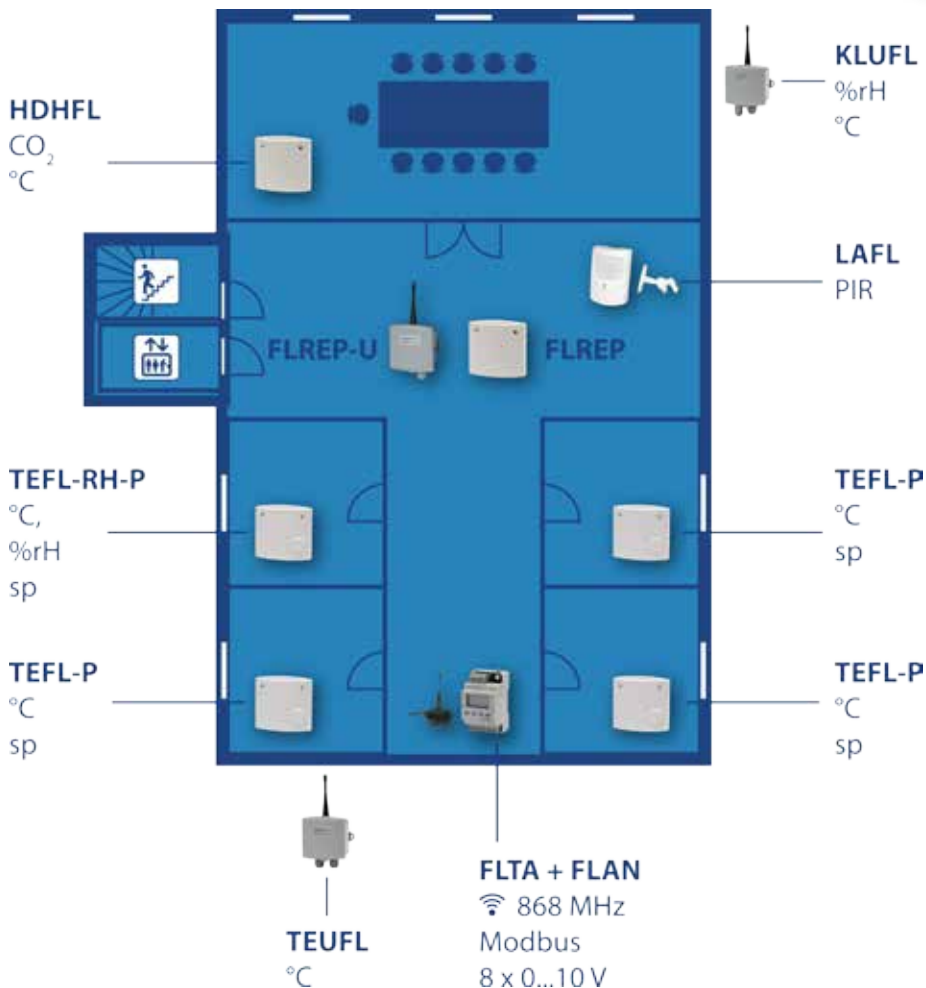


TYPE	ART NO.	
VVA 1	1187020	sensor with connection box
VVA 2	1187021	sensor with 2 m cable
VVA 3	1187026	sensor (25 x 200 mm) with 2 m cable and adhesive tape
VVN 1	1187025	sensor, 1 m sensor band and 2 m cable
VVN 2	1187023	sensor, 2 m sensor band and 2 m cable

WIRELESS TRANSMITTERS

Our wireless transmitters have a proven and field tested coverage in various references around Europe. Effective bi-directional communication with good diagnostics through Modbus communication or analogue signal makes the network reliable and functional. The system includes transmitters for both indoor and outdoor use with repeaters, configuration tool and network functionality monitoring tool. Ideal for monitoring temperature, humidity, air quality, light level, occupancy or pulse counting.

- ▶ Proven coverage
- ▶ Reliable and functional network
- ▶ 868 MHz frequency
- ▶ Modbus



WIRELESS BASE STATION



FLTA is a base station for wireless network transmitters. From FLTA, the controls and measurements can be read via Modbus RTU and through the 8 analogue outputs. FLTA base station needs a FLAN antenna.

Supply	24 Vac/dc, < 2 VA
Frequency	868.30 MHz Class 1
Range	up to 500 m in the line of sight, 20...100 m in buildings
Output	8 x 0...10 Vdc, Modbus RTU
Protection class	IP20
Mounting	For 35 mm DIN rail



TYPE	ART NO.	
FLTA	1191030	base station for wireless sensors
FLAN	1191040	antenna

WIRELESS CONFIGURATION TOOL



FLSER is a wireless configuration tool for setting the addresses of the sensors and the wireless repeaters. The tool can also be used for testing the communication signal strength.

Supply	3,6 V lithium battery
Frequency	868.30 MHz Class 1
Protection class	IP20
Materials	ABS plastic
Dimensions	86 x 86 x 32 mm



TYPE	ART NO.	
FLSER	1191070	configuration tool for wireless devices
A04491	A04491	AA lithium battery, 3.6 V 2 Ah

WIRELESS REPEATERS



FLREP repeaters can be used to extend the range of wireless sensors in difficult environments. It is possible to use up to 8 repeaters for one FLTA base station.

Supply	24 Vac/dc, < 0.1 VA / 12 Vac/dc
Frequency	868.30 MHz Class 1
Dimensions	86 x 86 x 32 mm



TYPE	ART NO.	
FLREP	1191080	wireless repeater with internal antenna, for indoor use (IP20)
FLREP-U	1191081	wireless repeater with external antenna, for outdoor use (IP54)
M230/12-4	1184080	230 Vac/12 Vdc 4 VA power supply

WIRELESS TRANSMITTERS



TEFL wireless room temperature sensors are designed for temperature detection of indoor spaces. The communication between the TEFL room units and the FLTA base station is two-way. Commissioning is done by using the wireless FLSER configuration tool.

room °C, %rH

Supply	3,6 V lithium battery
Frequency	868.30 MHz Class 1
Range	0...50 °C
Accuracy	±0,5 °C (25 °C)
Protection class	IP20
Material	ABS plastic
Mounting	with screws on wall or on junction box (hole distance 60 mm)
Dimensions	86 x 86 x 32 mm



TYPE	ART NO.	
TEFL	1191010	wireless room sensor
TEFL-P	1191011	wireless room sensor with set point adjustment
TEFL-RH	1191020	wireless room sensor with %rH
TEFL-RH-P	1191021	wireless room sensor with %rH and set point setting
A04491	A04491	AA lithium battery, 3.6 V 2 Ah

OPTIONS

FL-DI	1191051	DI option for TEFL
FL-S5	1191050	S5 switch option for TEFL
FL-N	1191060	display option for TEFL

WIRELESS TRANSMITTERS



TEUFL is a wireless sensor for detecting outdoor temperatures. Communication between the sensors and the FLTA base station is two-way. In addition to temperature information, TEUFL sensor can send also one 0...10 V signal or one contact (DI) information (TEUFL-DI). Commissioning is done by using the wireless FLSER configuration tool.

outdoors °C, 0...10 V



Supply	3,6 V lithium battery
Frequency	868.30 MHz Class 1
Input	0...10 Vdc
Range (temperature)	-50...150 °C (TEUFL-DI: 0...50 °C)
Range (voltage)	0...10 Vdc
Accuracy (temperature)	±0,5 °C (25 °C)
Protection class	IP54, cable downwards
Material	PC plastic
Cable gland	M16
Mounting	with screws, external lugs

TYPE	ART NO.	
TEUFL	1191100	wireless outdoor temperature sensor
TEUFL-24	1191101	wireless outdoor temperature sensor, 24 V _{ac} /dc supply
TEUFL-DI	1191102	wireless outdoor temperature sensor, with a contact (DI) input
A04491	A04491	AA lithium battery, 3.6 V 2 Ah

WIRELESS TRANSMITTERS



KLUFLL is a wireless transmitter for detecting outdoor temperatures and humidity. The communication between the sensors and the FLTA base station is two-way. Commissioning is done by using the wireless FLSER configuration tool. LUX 11 illumination sensor can be connected to the KLUFLL transmitter.

outdoors °C, %rH, (lx)



Supply	3,6 V lithium battery
Frequency	868.30 MHz Class 1
Range (humidity)	0...100 %rH
Range (temperature)	-50...150 °C
Range (illuminance)	0...1000 lx
Protection class	IP54, cable downwards
Material	PC plastic
Cable gland	M16
Mounting	with screws, external lugs

TYPE	ART NO.	
KLUFLL	1191110	wireless outdoor humidity and temperature transmitter
A04491	A04491	AA lithium battery, 3.6 V 2 Ah
LUX 11 + NTC 10	1133350	illumination and temperature sensor (NTC 10)
LUX 11 + NTC 20	1133351	illumination and temperature sensor (NTC 20)

WIRELESS TRANSMITTERS



HDHFL transmitters are designed for detecting carbon dioxide concentration and temperature in the room spaces. HDHFL-RH transmitters have also a humidity output. Commissioning is done by using the wireless FLSE configuration tool.

room ppm CO₂, °C, %rH



Supply	24 Vac/dc, < 2 VA
Frequency	868.30 MHz Class 1
Range (CO ₂)	0...2000 ppm
Range (temperature)	0...50 °C
Range (humidity)	0...100 %rH
Time constant	< 1,5 min
Accuracy (CO ₂)	typ. ±40 ppm ±3 % of value
Accuracy (temperature)	±0,5 °C (25 °C)
Accuracy (humidity)	±2 %rH
Output	3 x 0...10 Vdc, 2 mA
Protection class	IP20
Ambient temperature	0...50 °C
Mounting	with screws on wall or on junction box (hole distance 60 mm)
Materials	ABS plastic
Dimensions	87 x 86 x 30 mm

TYPE	ART NO.	
HDHFL	1191150	CO ₂ and °C transmitter with wireless communication
HDHFL-N	1191151	CO ₂ and °C transmitter with wireless communication and with display
HDHFL-RH	1191160	CO ₂ , °C and %rH transmitter with wireless communication
HDHFL-RH-N	1191161	CO ₂ , °C and % rH transmitter with wireless communication and with display

WIRELESS OCCUPANCY SENSOR



7

LAFL is a wireless detector for occupancy monitoring movement. The detector is passive infrared (PIR) which reacts to temperature changes. The communication between the sensors and the FLTA base station is two-way. Commissioning is done by using the wireless FLSE configuration tool. Mounting bracket and screws are included to the delivery.

Supply	3,6 V lithium battery
Frequency	868.30 MHz Class 1
Range	monitoring area 140°; LAFL-LX: 0...2000 lx
Protection class	IP40
Ambient temperature	0...50 °C

TYPE	ART NO.	
LAFL	1191120	wireless PIR detector
LAFL-LX	1191121	wireless PIR detector with illumination (0...2000 lx)
A04491	A04491	AA lithium battery, 3.6 V 2 Ah



WIRELESS TRANSMITTERS



PAFL is a wireless pulse counter. The counter can be used to measure pulses from electricity consumption meters, gas flow meters and water consumption meters. Commissioning is done by using the wireless FLSE configuration tool.

Supply	3,6 V lithium battery or 24 Vac/dc
Frequency	868.30 MHz Class 1
Protection class	IP54, cable downwards
Material	PC plastic
Pulse frequency	max. 20 Hz
Minimum pulse duration	25 ms
Ambient temperature	-40...50 °C
Cable gland	M16
Mounting	with screws, external lugs



TYPE	ART NO.	
PAFL	1191170	wireless pulse counter
AO4491	A04491	AA lithium battery, 3.6 V 2 Ah

TOOL FOR MONITORING WIRELESS NETWORK



FLSNIF is a tool for monitoring the functionality of the wireless network. By using this tool you may follow one by one the signals between the wireless field equipment and the base station. Monitoring is possible only for signals which are available at the very moment. A PC with installed monitoring software is needed with the tool. The software is delivered with the tool.



TYPE	ART NO.	
FLSNIF	1191140	tool for monitoring the wireless network

METERS, SWITCHES, VALVES AND ACTUATORS

Solenoid valves, thermal actuators and control valves designed for building automation needs complement the wide product offering for automated HVAC management systems.

► Complementing products for all HVAC systems

THERMAL ACTUATORS



Valve actuators are available for 24 Vac/dc and for 230 Vac supply with a NC or NO function. Control signal may be a PWM or a 0...10 Vdc signal. Connection cables may be fixed (length 1 m) or removable. Different lengths of removable cables are available. An adapter between the valve and the actuator is always needed.



TYPE	ART NO.	
A 20405-00N00-1S	1210027	thermal actuator 230 V NC, fixed cable 1 m
A 21405-10N00-1S	1210028	thermal actuator 230 V NO, fixed cable 1 m
A 40405-00N00-1S	1210011	thermal actuator 24 V NC, fixed cable 1 m
A 41405-10N00-1S	1210021	thermal actuator 24 V NO, fixed cable 1 m
AST 20405-00N00-0	1210031	thermal actuator 230 V NC, removable cable (sold separately)
AST 21405-10N00-0	1210032	thermal actuator 230 V NO, removable cable (sold separately)
AST 40405-00N00-0	1210041	thermal actuator 24 V NC, removable cable (sold separately)
AST 41405-10N00-0	1210046	thermal actuator 24 V NO, removable cable (sold separately)
APR 40405-01N00-0	1210052	thermal actuator 0...10 V, removable cable (sold separately)
VA 80	1220010	adapter, for e.g. all above mentioned NV valves

Actuator	Cable order numbers						
	1 m	2 m	3 m	5 m	10 m	15 m	20 m
AST	1220021	1220022	1220023	1220025	1220026	1220027	1220028
APR	1220031	1220032	1220033	1220035	1220036	1220037	1220038

To connect a thermal actuator to control valve, a special adapter ring is needed. Thermal actuators can be mounted to the Produl NV2 control valves by using a VA 80 adapter ring.

The adapter rings are also available for other valve manufacturers' valves. See the following table for more information.

NOTE: If you can't find the needed valve from the table, you can measure the valve and send the dimensions to Produl customer support. The customer support will determine the correct adapter ring.

Valve manufacturer	Valve type	Adapter	Product number	Adapter description	Notes
Comap		VA 70H	1220006	M28x1,5, grey	
Danfoss	RTD-N	VA 76	1220007	M30x1,5, white	
	RTD-G	VA 79	1220008	M30x1,5, white	
	RA-N 10/15	VA 78	1220013	white	
	RA-C				
	RA-U 10				
	RAV	VA 72H	1220057	M30x1,5, light grey	
TWA-K	VA 80	1220010	M30x1,5, light grey		
Flowcon	EVC	VA 41	1220016	M30x1,5, dark green	
Giacomini		VA 26	1220017	M30x1,5, grey	
Honeywell	V2020EVS10	VA 80	1220010	M30x1,5, light grey	
	V2020DSL				
	V2000VS				
Johnson Controls	VG5200CC	VA 53H	1220002	M28x1,5, grey	
	VG5400CC	VA 55H	1220003	M28x1,5, grey	
	VG5410EC				
	VG5800CC				
LK		VA 02	1220005	M30x1,5, grey	
MMA	FVXR 15	VA 55H	1220003	M28x1,5, grey	
	FVR 10	VA 54	1220014	M28x1,5, dark blue	
Oras		VA 35H	1220004	M26x1,5, grey	
Oventrop	Cocon	VA 10	1220012	M30x1,5, light grey	
	F series				
	AV6				
	before 1998	VA 39	1220019	M30x1, white	
Siemens	VXP	VA 10	1220012	M30x1,5, light grey	
	VD115	VA 80	1220010	M30x1,5, light grey	
Tour & Andersson	TRV-2	VA 80	1220010	M30x1,5, light grey	
	TBV-C				
	TBV-CM	VA 90	1220011	M30x1,5, crimson	With 4,5 mm stroke actuator.
		VA 10	1220012	M30x1,5, light grey	With 4 mm stroke actuator.
		VA 32	1220015	M28x1,5, light green	
	RVT 40	VA 31H	1220001	M28x1,5, grey	
COMPACT-P	VA 10	1220012	M30x1,5, light grey	Select a thermal actuator with 5 mm stroke.	
Universa	before 1999	VA 70H	1220006	M28x1,5, grey	
Uponor / Velta	proVario	VA 02	1220005	M30x1,5, grey	
Uponor	Magna				
	Pro 1"				
	WGF	VA 32	1220015	M28x1,5, light green	Q&E plastic manifold
Wehofloor	manifold	VA 80	1220010	M30x1,5, light grey	
Wirsbo	manifold	VA 17	1220009	M28x1,5, white	

CONTROL VALVES



2-way valves with different sizes and with different Kvs values for HVAC applications are available. Valves can be used for controlling heating and cooling. A VA 80 adapter is needed for connecting a NV valve with a thermal actuator.

Mounting inner thread ISO 7/1; outer thread ISO 228/1



TYPE	ART NO.	
NV2D10	1230100	valve 3/8" (DN10) fixed Kvs 1,20
NV2D10F	1230102	valve 3/8" (DN10) adjustable Kvs 0,05...0,35
NV2D10V	1230101	valve 3/8" (DN10) adjustable Kvs 0,10...0,80
NV2D15	1230150	valve 1/2" (DN15) fixed Kvs 1,20
NV2D15F	1230152	valve 1/2" (DN15) adjustable Kvs 0,05...0,35
NV2D15V	1230151	valve 1/2" (DN15) adjustable Kvs 0,10...0,80
NV2D20	1230200	valve 3/4" (DN20) fixed Kvs 1,50
NV2D20V	1230201	valve 3/4" (DN20) adjustable Kvs 0,10...0,80

SOLENOID VALVES



MV solenoid valves are designed for building automation needs of the water control, for example in heating and cooling systems with closed circuit (valves are not suitable for domestic water circuit). Solenoid valves work in zero pressure difference and the valves are either normally closed (NC) or normally open (NO). Changeable coils support 24 Vac or 24 Vdc.

Supply	230 Vac
Ambient temperature	-5...90 °C
Materials	brass



TYPE	ART NO.	
MV 1/2 NC 230V	1260220	1/2" solenoid valve (NC, DN16)
MV 1/2 NO 230V	1260250	1/2" solenoid valve (NO, DN16)
MV 1 NC 230V	1260240	1" solenoid valve (NC, DN25)
MV 3/4 NC 230V	1260230	3/4" solenoid valve (NC, DN16)
MV 3/4 NO 230V	1260260	3/4" solenoid valve (NO, DN16)

OPTIONS

MV-VK 24VAC	1260280	changeable coil 24 Vac for the solenoid valves (sizes 1/2" - 1")
MV-VK 24VDC	1260281	changeable coil 24 Vdc for the solenoid valves (sizes 1/2" - 1")

Other sizes also available on order.

DIFFERENTIAL PRESSURE SWITCHES



CPS switches are designed for monitoring over and under pressures and pressure differences in systems that handle air and other non-flammable gases.

Range	max. pressure 5 kPa
Accuracy	±15 % from the set value
Output	24...250 Vac, 5 A, res. (1 A ind.)
Protection class	IP54
Ambient temperature	-15...80 °C



TYPE	ART NO.	
CPS 330	1240100	differential pressure switch 20...330 Pa
CPS 450	1240110	differential pressure switch 30...500 Pa
CPS 1100	1240120	differential pressure switch 100...1100 Pa
CPS 4000	1240130	differential pressure switch 500...4000 Pa
PEK-AS	1240300	accessory kit for PEK and CPS differential pressure switches

DIFFERENTIAL PRESSURE SWITCHES



PEK switches are designed for monitoring over and under pressures and pressure differences in systems that handle air and other non-flammable gases.

Range	max. pressure 10 kPa
Accuracy	±15 % from the set value
Output	250 Vac, 1.5 A, res. (0,4 A ind.)
Protection class	IP54
Ambient temperature	-20...85 °C



TYPE	ART NO.	
PEK 300	1240310	differential pressure switch 20...300 Pa
PEK 400	1240320	differential pressure switch 30...400 Pa
PEK 500	1240330	differential pressure switch 50...500 Pa
PEK 1000	1240340	differential pressure switch 200...1000 Pa
PEK 2500	1240350	differential pressure switch 500...2500 Pa
PEK 5000	1240360	differential pressure switch 1000...5000 Pa
PEK-AS	1240300	accessory kit for PEK and CPS differential pressure switches

FILTER GUARDS



SV filter guards are designed for filter monitoring in systems that handle air and other non-flammable gases. The guards include a pressure gauge and a differential pressure switch.

Accuracy (switching)	±15 % from the set value
Accuracy (gauge)	±15 % from the full scale
Protection class	IP54
Ambient temperature	-5...50 °C
Mounting	vertically (with screws)
Dimensions	170 x 150 x 68 mm



TYPE	ART NO.	
SV 250	1240370	filter guard, 250 Pa
SV 500	1240380	filter guard, 500 Pa
PEK-AS	1240300	accessory kit for PEK and CPS differential pressure switches

METERS



KLM is a mechanical thermometer for a duct installation. Two scales are available.

Accuracy	±2 °C
Sensor	Ø 9 x 200 mm
Mounting	by a flange
Dimensions	100 x 100 x 215 mm



TYPE	ART NO.	
KLM -40/40	1240030	duct thermometer -40...40 °C
KLM 0/60	1240040	duct thermometer 0...60 °C

CAPILLARY THERMOSTATS



TF capillary thermostats are protective devices for preventing heating coils from freezing in the air handling units.

Range	-10...10 °C
Accuracy	±1 °C
Output	24...250 Vac, 15 A
Protection class	IP65
Ambient temperature	...55 °C
Humidity	10...90 %rH



TYPE	ART NO.	
TF 18	1240230	thermostat, capillary element length 1.8 m, automatic reset
TF 18R	1240231	thermostat, capillary element length 1.8 m, manual reset
TF 30	1240220	thermostat, capillary element length 3 m, automatic reset
TF 30R	1240221	thermostat, capillary element length 3 m, manual reset
TF 60	1240210	thermostat, capillary element length 6 m, automatic reset
TF 60R	1240211	thermostat, capillary element length 6 m, manual reset
DBZ-05	1240200	capillary element mounting bracket

PRODUCT SELECTION GUIDES

AIR FLOW PRODUCT SELECTION GUIDE

Application		Air flow measurement products				
		IVL	PEL 2500 ³⁾	IML	PEL 2500 ³⁾ + PP-PK/PP-SK	IML + PP-PK/PP-SK
Fan flow (fan with measuring inlets)	The fan K-value is known			• ¹⁾		
	The fan K-value is unknown		•			
Flow in duct	Customer's probe for which the K-value is known			•		
	Customer's probe for which the K-value is unknown		•			
	Probe not available (air velocity and temperature measurement)	•				
	Probe not available (air volume measurement)	• ²⁾			•	• ¹⁾
Page		5	6	7	6 and 8	7 and 8

¹⁾ Supported fan manufacturers: Fläkt Woods, Rosenberg, Comefri, Ziehl-Abegg, ebm-papst, Nicotra and Gebhardt. Universal formula available for other manufacturer's fans.

²⁾ Air volume = air velocity x duct cross section area.

³⁾ PEL 2500 with flow linear output (Q).



CONTROLLER SELECTION GUIDE

		Controller																
		HLS 16	HLS 21	HLS 33	HLS 44	HLS 44-V	HLS 44-3P	HLS 44-6W	HLS 44-BAC	HLS 45	PDS 2	R102	RS102	R222	PDS 2.2	HS 2.2-M	C221	C222
Application	4-pipe fan coil unit control			•	•	•	•	•	•			•	•	•			•	•
	2-pipe fan coil unit control									•								
	Floor heating	•	•							•								
	Floor heating/cooling	•								•								
	Chilled beam	•	•	•	•	•	•	•	•	•		•	•				•	•
	Heating radiator control	•	•	•	•	•	•	•	•	•		•	•	•			•	•
	Domestic water temperature control										•							
	Air handling unit control										•							
	6-way valve control								•			•	•				•	•
	Universal controller														•	•		
	Middle roof installation																•	•
Actuator	Thermal	•	•	•	•	•	•	•	•	•	•	•	•	•	•	•	•	•
	3-point			•			•			•	•			•	•			
	0...10 V			•	•	•	•	•	•	•	•	•	•	•	•	•	•	•
Function	Control stages	1	2	2/3	2/3	2/3	2/3	2/3	2/3	1/2	1	2/2	2/1	2/2	1	1	2/2	2/2
	Control modes	P	P	P	P/PI	P/PI	P/PI	P/PI	P/PI	P/PI	P/PI	P/PI	P/PI	P/PI	P/PI	P/PI	P/PI	P/PI
	3-speed fan control with FCY 3				•	•	•	•	•	•				•			•	
	EC fan control				•	•	•	•	•	•			•	•				
	VAV control			•	•	•	•	•	•	•				•			•	•
	Summer/winter	•								•								
	CO ₂ based ventilation control				•	•	•	•	•	•							•	•
	Lighting control on/off					•												
	Modbus				•	•	•	•		•	•			•	•	•	•	•
BACnet								•										
	Page	26	26	27	27	28	29	29	30	31	32	32	33	33	34	34	36	36

SENSOR CHARACTERISTICS

Sensor element	Pt 100	Pt 1000	Ni 1000	Ni 1000-LG	NTC 1.8	NTC 2.2	NTC 3.0	NTC 10	NTC 20	NTC 10-AN	NTC 10-C	NTC 10-KB	KP 10	T1
Tol.	±0,3°C/ 0°C EN60751 B	±0,3°C/ 0°C EN60751 B	±0,4°C/ 0°C DIN43760	±0,4°C/0°C tcr 5000ppm Siemens	±0,3°C/ 25°C TAC	±0,25°C/ 25°C Johnson	±0,25°C/ 25°C	±0,25°C/ 25°C Trend / Distech	±0,25°C/ 25°C H&W	±0,25°C/ 25°C Andover	±0,25°C/ 25°C Carel	±0,5°C/ 25°C	LM235Z 10 mV/K	±0,4°C/ 0°C
Temp. °C	Ω	Ω	Ω	Ω	Ω	Ω	Ω	Ω	Ω	Ω	Ω	Ω	V	Ω
140	153.38	1533.8	1909	1737	71	53	70	235	351	298	381	324		
130	149.82	1498.2	1833	1675	87	68	90	301	459	377	474	385		3675
120	146.06	1460.6	1760	1615	110	90	117	389	609	483	597	467		3552
110	142.29	1422.9	1688	1557	139	115	153	511	818	624	758	576		3430
100	138.50	1385	1618	1500	178	153	204	679	1114	817	973	723	3,73	3311
95	136.60	1366	1583	1472	202	178	236	787	1307	940	1108	815	3,68	3252
90	134.70	1347	1549	1444	230	207	275	916	1541	1084	1266	923	3,63	3194
85	132.80	1328	1516	1417	264	241	321	1071	1823	1255	1451	1048	3,58	3136
80	130.89	1308.9	1483	1390	303	283	377	1256	2166	1458	1668	1194	3,53	3079
75	128.98	1289.8	1450	1364	349	334	444	1480	2585	1700	1924	1364	3,48	3022
70	127.07	1270.7	1417	1337	403	395	525	1751	3099	1990	2228	1562	3,43	2966
65	125.16	1251.6	1385	1311	468	469	625	2082	3732	2339	2588	1791	3,38	2910
60	123.24	1232.4	1353	1285	545	560	746	2488	4517	2760	3020	2056	3,33	2855
55	121.32	1213.2	1322	1260	638	673	896	2986	5494	3271	3536	2358	3,28	2800
50	119.40	1194	1291	1235	750	811	1080	3600	6718	3893	4160	2702	3,23	2745
45	117.47	1174.7	1260	1210	885	984	1310	4365	8259	4656	4911	3088	3,18	2692
40	115.54	1155.4	1230	1186	1049	1200	1598	5323	10211	5594	5827	3517	3,13	2638
35	113.61	1136.1	1200	1162	1250	1471	1959	6528	12698	6754	6940	3987	3,08	2585
30	111.67	1116.7	1171	1138	1496	1814	2417	8054	15887	8197	8313	4492	3,03	2532
29	111.28	1112.8	1165	1132	1552	1893	2522	8408	16628	8525	8622	4597	3,02	2522
28	110.90	1109	1159	1128	1610	1977	2633	8777	17407	8869	8944	4703	3,01	2512
27	110.51	1105.1	1153	1123	1671	2064	2749	9165	18228	9229	9281	4809	3,00	2501
26	110.12	1101.2	1147	1119	1734	2156	2872	9572	19092	9606	9632	4917	2,99	2491
25	109.73	1097.3	1141	1114	1800	2252	3000	10000	20000	10000	10000	5025	2,98	2480
24	109.35	1093.5	1136	1109	1869	2353	3135	10452	20962	10413	10380	5134	2,97	2470
23	108.96	1089.6	1130	1105	1941	2458	3277	10923	21973	10845	10780	5243	2,96	2460
22	108.57	1085.7	1124	1100	2017	2572	3426	11417	23039	11297	11200	5353	2,95	2449
21	108.18	1081.8	1118	1095	2095	2689	3583	11938	24164	11771	11630	5462	2,94	2439
20	107.79	1077.9	1112	1091	2177	2813	3748	12490	25350	12268	12090	5573	2,93	2429
15	105.85	1058.5	1084	1068	2649	3538	4714	15710	32346	15136	14690	6126	2,88	2377
10	103.90	1039	1056	1045	3241	4482	5971	19900	41567	18787	17960	6667	2,83	2326
5	101.95	1019.5	1028	1022	3989	5718	7619	25400	53812	23462	22050	7183	2,78	2276
0	100.00	1000	1000	1000	4940	7353	9795	32660	70203	29490	27280	7661	2,73	2226
-5	98.04	980.4	973	978	6159	9533	12694	42340	92322	37316	33900	8093	2,68	2176
-10	96.09	960.9	946	956	7730	12460	16589	55340	122431	47549	42470	8472	2,63	2127
-15	94.12	941.2	919	935	9771	16428	21868	72980	163777	61030	53410	8796	2,58	2078
-20	92.16	921.6	893	914	12443	21860	29092	97120	221088	78930	67770	9067	2,53	2030
-25	90.19	901.9	867	893	15969	29398	39073	130400	301297	102890	86430	9288	2,48	1982
-30	88.22	882.2	842	872	20659	39908	53005	177000	414698	135233	111300	9466	2,43	1934
-35	86.25	862.5	816	851	26955	54751	72658	243120	576763	179280		9605	2,38	
-40	84.27	842.7	791	831	35480	75953	100701	337270	810861	239831		9712	2,33	
-45	82.29	822.9	767	811	47135	106603	141183	473370	1152992	323859		9793		
-50	80.31	803.1	743	791	63229	151470	200348	672600	1659082	441667		9854		

SENSOR SELECTION GUIDE

Product		Measured property														
Type	Page	°C	RH	CO ₂	VOC	CO	Pa	bar	m/s		m ³ /s	lux	W/m ²	H ₂ O	PIR	 Qty
IVL	5	•							•							
TUNA 20	20								•							
UV 7-LY	21								•	•						
VS 3000	21								•	•						
PEL	6...7						•									
PEK / CPS	87						•									
IML	7						•				•					
KLH	9	•	•													
KLK	11	•	•													
KLHJ	10	•	•													
KLU	10	•	•													
KLUFL	81	•	•									• 1)				
LUX	11...12	•										•				
MMSP1	13												•			
VPEL	13							•								
VPL	14							•								
HDH	15	•	•	•												
HDHFL	82	•	•	•												
HDK	16	•	•	•												
HDU	17	•		•												
ILH	18	•	•		•											
ILK	19	•	•		•											
HML	20					•										
TEAT	38	•														
TENA	39	•														
TEKV	40	•														
TEV	41	•														
TEP	42	•														
TEPK	43	•														
TEK	45	•														
TEKHA	44	•														
TEKA	46...47	•														
TEKY	48...50	•														
TEL	51	•														
TEM	52	•														
TESK	48	•														
TEHR	53...55	•														
TEFL	80	•	•													
TEHU	56	•														
TEU	57	•														
TEUFL	81	•														
TES	58	•														
LUK V2	59	•														
LLK V2	59	•														
LA	70														•	
LAFL	82											•			•	
PLT	71														•	
KA 10	75													•		
SA 10	22													•		
VVA / VVN	77													•		
PAFL	83															•

¹⁾ Separate light sensor needed.

Type	Output						
	Ω	V	mA	relay	Modbus	BACnet	wireless
IVL		•	•				
TUNA 20		•	•				
UV7		•					
VS 3000		•					
PEL		•	•		•		
PEK / CPS				•			
IML		•			•		
KLH		•	•		•		
KLK		•	•	•	•		
KLHJ		•	•				
KLU		•	•				
KLUFL		•	•				•
LUX	•	•	•				
MMSP1		•	•				
VPEL		•	•				
VPL		•	•				
HDH		•		•	•	•	
HDHFL		•					•
HDK		•		•	•		
HDU		•		•	•		
ILH		•		•	•		
ILK		•		•	•		
HML		•	•				
TEAT	•	•	•		•		
TENA	•	•	•		•		
TEKV	•	•	•		•		
TEV	•	•	•				
TEP	•	•	•		•		
TEPK	•	•	•		•		
TEK	•	•	•		•		
TEKHA	•						
TEKA	•	•	•		•		
TEKY	•	•	•				
TEL	•						
TEM	•						
TESK	•	•	•				
TEHR	•	•	•		•		
TEFL							•
TEHU	•						
TEU	•	•	•				
TEUFL							•
TES	•						
LUK V2		•					
LLK V2			•				
LA				•			
LAFL							•
PLT				•			
KA 10		•		•			
SA 10		•		•			
VVA / VVN	•						
PAFL							•

TOOLS FOR EASY AND QUICK CONFIGURATIONS

ML-SER

Easy and quick tool for commissioning on the field

- ▶ Configuration tool for Produal transmitters
- ▶ Easy to configure the settings or execute a one-point field calibration when required
- ▶ Configuration of one device at a time
 - Activation of built-in controller option
 - Modbus addressing
 - Factory settings restore
- ▶ Other configuration tools are also available for wireless devices and HLS 44 and HLS 45 room controllers

Examples:

- 1 Easy configuration of the controller functions for the CO₂ room transmitter
- 2 Easy tuning of the duct sensor's temperature measurement
- 3 Easy configuration of the differential pressure transmitter's user selectable measurement and output ranges




MPCC

Easy and quick PC tool for commissioning preparations in advance

- ▶ PC configuration tool for Produal Modbus devices (available for HLS 44, HDH-M and KLK-M - compatibility for the other Modbus devices will follow)
- ▶ Suitable for Produal Modbus products with separate connection cables
 - Easy pre-configuration of one device at a time at the office
 - Easier configuration of multiple devices via Modbus
 - Configuration of all accessible Modbus parameters
 - Possibility to create individual parametrization profiles e.g. for different zones of the building
 - Easy I/O testing onsite

- 1 Prepare configurations at the office – execute on the field

- 2 A configuration software is installed on a Windows PC for monitoring and configuration



INDEX

A 2x405	84	HLS 44-V	28	MT4270	38	TEKA-500	47
A 4x405	84	HLS 45	31	MVxx	86	TEKA-M	46
A04491	79-83	HLS 45-SER	31	NV2Dxx	86	TEKA-M-500	47
AO 2	65	HML	20	PAFL	83	TEKHA	44
AO 3	65	HMV	20	PDS 2	32	TEKV	40
APR 40405	84	HS 2.2-M	34	PDS 2.2	34	TEKV LL	40
AR 1	24, 72	ILH	18	PEK xx	87	TEKV LU	40
AST 2x405	84	ILH-M	18	PEK-AS	87-88	TEKV-M	40
AST 4x405	84	ILH-M-RH	18	PEL	6	TEKY4	48
AT	32	ILH-RH	18	PEL 1000	6	TEKY4 LL	48
BAK 64	24	ILK	19	PEL 2500	6	TEKY4 LU	48
C221	36	ILK-M	19	PEL 8K	6	TEKY6	50
C222	36	ILK-M-RH	19	PEL-AS	7	TEKY6 LL	50
CPS xx	87	ILK-RH	19	PJP x	71	TEKY6 LU	50
DA 6	63	IML	7	PLT 12	70	TEKY6S	49
DBZ-05	89	IML-M	7	PLT 24	70	TEKY6S LL	49
E121	36	ISO 10	63	PMU 3	63	TEKY6S LU	49
E122	36	IVL xx	5	PP-PK	8	TEL	51
E123	36	IVLJ xx	5	PP-SK	8	TEM	52
E201	36	JV 24-PT	61	PR 10/440	24	TENA	32, 39
E202	36	JVA 24	60	PR 50/440	24	TENA LL	39
EJV 24-PT	61	JVS 24	60	PRMK	24	TENA LU	39
FCRY 3	27-31, 33, 73	JY	65	R102	32	TENA-M	39
FCRY 3-R	73	K201	36, 74	R222	33	TEP	32, 42
FLAN	79	KA 10	75	RDP 300	22-23	TEP LL	42
FLREP	80	KA 10-EXT	75	RL203	36, 74	TEP LU	42
FLREP-U	80	KEK 1	75	RS102	33	TEP-M	42
FLSER	79	KLH 100	9	RY 1	24, 72	TEPK	43
FLSNIF	83	KLH 420	9	RY 1-K	72	TEPK LL	43
FLTA	79	KLH-M	9	RY 1-U	73	TEPK LU	43
H202	32-33	KLHJ 100	10	RY 1-U-K	73	TES	57
H203	36	KLK 100	11	RYVA 16	28, 72	TESIM	58
HDH	15	KLK-M	11	SA 10	22	TESK	47
HDH 10K	15	KLM	88	STS 4	24	TESK LL	47
HDH-BAC	15	KLU 100	10	SV xx	88	TESK LU	47
HDH-M	15	KLUFL	81	T120	68	TEU	32, 56
HDH-M-RH	15	KO IVS	59	T20	67	TEU LL	57
HDH-RH	15	KO PRA	69, 71-72	T220	68	TEU LU	57
HDHFL	82	KPEL	6	T28	67	TEUFL	81
HDHFL-RH	82	KPEL 9K	6	T40	67	TEUFL-24	81
HDK	16	KRM-1	22	T60	68	TEUFL-DI	81
HDK 10K	16	KRM-2	23	TEAT	32, 38	TEV	41
HDK 10K-M	16	KRM-2-BAC	23	TEAT LL	38	TEV LL	41
HDK 10K-M-RH	16	KRM-2-MOD	23	TEAT LU	38	TEV LU	41
HDK 10K-RH	16	LA 14	69	TEAT-M	38	TF xx	89
HDK-M	16	LA 15	69	TEFL	80	TH 5	27, 74
HDK-M-RH	16	LAFL	82	TEFL-P	80	TUNA 20	20
HDK-RH	16	LAFL-LX	82	TEFL-RH	80	UMP 3	64
HDU	17	LAP x	71	TEFL-RH-P	80	UV 10	64
HDU 5K	17	LEKA 24	72	TEHR	32, 53	UV7-LY	21
HDU 5K-M	17	LLK V2	58	TEHR LL	55	VH 1000	21
HDU-M	17	LPH 10	76	TEHR LU	55	VPEL 1.0/2.5	13
HLS 16	26	LUK V2	58	TEHR PT 1000-P/PDS 2	32	VPEL 4.0/6.0	13
HLS 21	26	LUX 11	12, 81	TEHR-M	55	VPL 16	14
HLS 21-EXT	26	LUX 24	11	TEHR-P	54	VPL 60	14
HLS 33	27	LUX 34	12	TEHU	56	VR 1000	21
HLS 33-EXT	27	LUX 34-100	12	TEK	32, 45	VS 3000	21
HLS 44	27	M230/12-4	66, 80	TEK LL	45	VVA x	77
HLS 44-3P	29	M230/24-15	66	TEK LU	45	VVK 2	76
HLS 44-3P-SER	29	M230/24-30	66	TEK-M	45	VVN x	77
HLS 44-6W	29	MIO 12	62	TEKA	46		
HLS 44-6W-SER	29	ML-SER	7, 9, 11, 15-19, 38-43, 45-50, 55, 57-58	TEKA LL	46		
HLS 44-BAC	30	MMSP1	13	TEKA LL-500	47		
HLS 44-BAC-SER	30	MPCC	11, 15, 27	TEKA LU	46		
HLS 44-SER	27-28			TEKA LU-500	47		

CONTACT INFORMATION

FINLAND

Kotka

Produal Oy
Keltakalliontie 18
48770 Kotka

tel. +358 10 219 9100
fax. +358 5 230 9210
info@produal.fi
www.produal.com

Jyväskylä

Produal Oy
Ohjelmakaari 10
40500 Jyväskylä

Sweden

Produal Sverige AB
Solkraftsvägen 16 A
13570 Stockholm
tel. +46 8 555 985 80
info@produal.se
www.produal.se

Produal Sverige AB
Derbyvägen 4
21235 Malmö
tel. +46 40 643 55 80

Denmark

Produal A/S
Generatorvej 8H
2860 Soeborg

Produal A/S
Hjulmagervej 4 A
7100 Vejle


tel. +45 70 26 03 04
info@produal.dk
www.produal.dk

France

Produal S.A.S.
16, rue Albert Einstein
77420 Champs sur Marne
tel. +33 1 71 40 50 49
info@produal.fr
www.produal.fr

Poland

Produal Oy - sales office
ul. Płochocińska 19/111
03-191 Warszawa
tel. +48 572 441 614
info@produal.pl
www.produal.pl



Source and rights of the picture:
Helsinki Music Centre / Arno Chapelle.

